smartPINS

www.smartpins.de

Pin - Katalog 21

Pin Katalog

Pin Nr.:	Artikelnummer	Gewicht in g weight in g	Innenmaß 1 internal dimensions 1	Innenmaß 2 internal dimensions 2	Ausenmaß 1 outer dimension 1	Gesamt Außenmaß total dimension	Bauteil-führung	Bild 1	Bild 2
1	0001-20-04-0000142	3,5	14,33 mm	- - -	23,42 mm	30,00 mm	18,5 mm	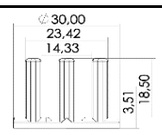	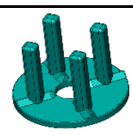
2	0002-10-03-0000135	3	- - -	- - -	13,55 mm	24,80 mm	30,50 mm	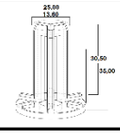	
3	0003-20-04-0000125	3,1	12,50 mm	- - -	25,00 mm	25,00 mm	29,10 mm	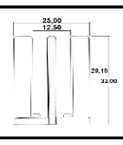	
3G	0003G-20-11-000000	0,9	- - -	- - -	- - -	52,00 mm	protector pin	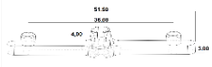	
4	0004-20-04-0000166	4,2	16,60 mm	- - -	29,50 mm	32,30 mm	29,50 mm	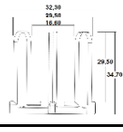	
4G	0004G-20-04-000375	5	37,50 mm	15,00	- - -	46,00 mm	14,90 mm	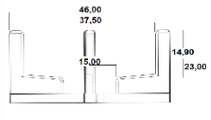	
5	0005-10-03-0000049	0,8	- - -	- - -	4,90 mm	15,00 mm	23,00 mm	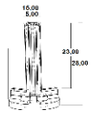	
6	0006-10-04-0000139	3,4	- - -	- - -	14,00 mm	18,00 mm	47,00 mm		
6G	0006G-20-11-000200	12,1	20,00 mm	17,40 mm	- - -	28,50 mm	34,00 mm		
7	0007-20-04-0000204	5,4	19,60 mm	- - -	13,75 mm	31,80 mm	29,50 mm	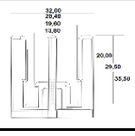	
7G	0007G-20-04-000303	8,3	31,00 mm	15,00 mm	24,00 mm	46,00 mm	31,00 mm	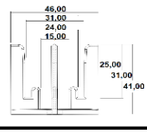	
8	0008-20-04-0000235	5,1	23,30 mm	- - -	17,99 mm	34,80 mm	27,40 mm	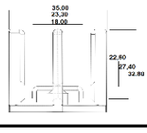	
9	0009-10-04-0000132	1,6	- - -	- - -	12,20 mm	19,70 mm	15,50 mm	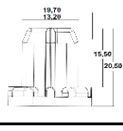	
10	010-10-11-0000045	1,9	9,60 mm	- - -	17,90 mm	27,70 mm	21,00 mm	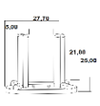	

Pin Nr.:	Artikelnummer	Gewicht in g weight in g	Innenmaß 1 internal dimensions 1	Innenmaß 2 internal dimensions 2	Ausenmaß 1 outer dimension 1	Gesamt Außenmaß total dimension	Bauteil-führung	Bild 1	Bild 2
11	0011-10-03-0000070	1	- - -	- - -	7,00 mm	16.00 mm	17,00 mm	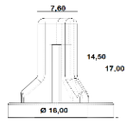	
12	0012-10-03-0000078	0,9	- - -	- - -	7,80 mm	15,60 mm	18,40 mm		
13	0013-20-04-0000032	3	24,30 mm	12,35 mm	- - -	31,10 mm	8,30 mm		
14	0014-10-03-0000120	3,1	- - -	- - -	6,00 mm	24,90 mm	41,00 mm	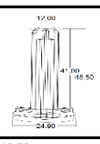	
15	0015-20-11-0000077	2,3	7,70 mm	- - -	- - -	15,20 mm	25,00 mm	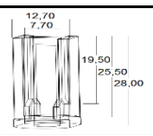	
16	0016-20-04-0000043	2,2	4,3 mm	- - -	15,00 mm	15,00 mm	20,00 mm	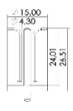	
17	0017-20-04-0000203	4,5	20,50 mm	- - -	29,50 mm	37,50 mm	23,50 mm	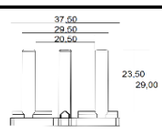	
18	0018-20-10-0000330-Protector	1,4	16,20 mm	17,10 mm	- - -	33,00mm	- - -	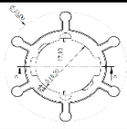	
19	0019-20-06-196x171	3,5	9,90 mm	- - -	- - -	19,60 mm	26,40 mm		
20	0020-20-04-0000164	2,6	16,40 mm	- - -	- - -	25,10 mm	28,70 mm	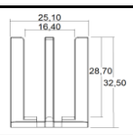	
21	0020-20-04-0000176	2,1	17,60 mm	- - -	- - -	25,30 mm	20,90 mm	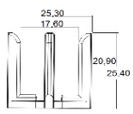	
22	0022-20-09-0000210	6,5	21,00 mm	- - -	- - -	27,80 mm	20,00 mm	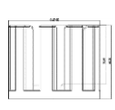	
23	0023-20-04-0000166	2	17,00 mm	- - -	- - -	25,00 mm	18,20 mm	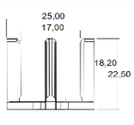	
24	0024-20-04-0000072	4	7,50 mm	8,00 mm	- - -	28,00mm	18,00mm	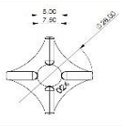	

Pin Nr.:	Artikelnummer	Gewicht in g weight in g	Innenmaß 1 internal dimensions 1	Innenmaß 2 internal dimensions 2	Ausenmaß 1 outer dimension 1	Gesamt Außenmaß total dimension	Bauteil-führung	Bild 1	Bild 2
25	0025-20-04-0000162	4,9	16,30 mm	- - -	- - -	30,00 mm	26,60 mm	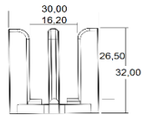	
26	0026-10-01-0000042-48	2	- - -	- - -	4,20 mm	17,30 mm	43,00 mm	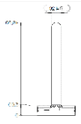	
27	0027-10-03-0000176	4,1	17,40 mm	- - -	- - -	24,80 mm	30,50 mm	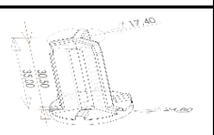	
28	0028-10-04-0000143	3,7	- - -	- - -	14,30 mm	29.90 mm	26,20 mm	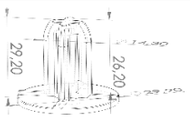	
29	0029-20-04-0000275	3,5	24,70 mm	27,50 mm	- - -	36,00 mm	17,00 mm	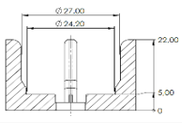	
30	0030-10-04-0000180	3,1	- - -	- - -	18,00 mm	- - -	45,00 mm		
31	0031-20-10-0000145	4,1	16,50 mm	- - -	- - -	24,00 mm	30,00 mm	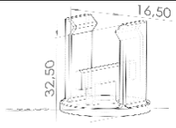	
32	0032-20-11-0000000	2,4	Spezieller Sonder Clip, bitte fordern Sie ein Muster an. very special customer pin, please order samples						
33	0033-20-04-0000000	2,8	16,20 mm	17,60 mm	- - -	24,80 mm	18,50 mm	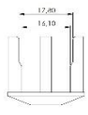	
34	0034-20-04-0000320	3,8	32,00 mm	- - -	- - -	36,30 mm	11,80 mm	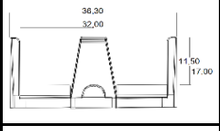	
35	0035-10-01-0000027	1,5	- - -	- - -	2,70 mm	18,00 mm	25,00 mm		
36	0036-20-11-0000000	3,4	Spezieller Sonder Clip, bitte fordern Sie ein Muster an. very special customer pin, please order samples					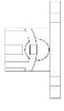	
37	0037-20-04-0000245	2,3	24,50 mm	15,00 mm	- - -	32,20 mm	5,50 mm		
38	0038-20-04-0000242	2,1	24,20 mm	- - -	- - -	32,20 mm	10,00 mm	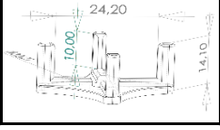	

Pin Nr.:	Artikelnummer	Gewicht in g weight in g	Innenmaß 1 internal dimensions 1	Innenmaß 2 internal dimensions 2	Ausenmaß 1 outer dimension 1	Gesamt Außenmaß total dimension	Bauteil-führung	Bild 1	Bild 2
39	0039-20-04-0000139	2,3	13,90 mm	- - -	23,50 mm	28,30 mm	14,20 mm	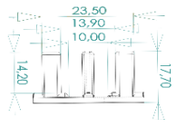	
40	0040-10-11-0000028	2,1	22,2	- - -	27,25 mm	32,00 mm	18,00 mm	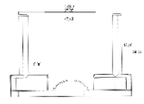	
41	0041-20-04-0000130	2,4	14,00 mm	13,00 mm	- - -	24,90 mm	19,50 mm		
42	0042-20-04-0000164	2,4	16,40 mm	- - -	- - -	26,00 mm	20,20 mm	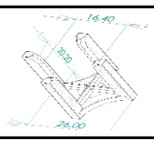	
43	0043-10-04-0000141	4,7	- - -	- - -	14,10 mm	39,50 mm	28,50 mm	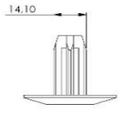	
44	0044-10-03-0000112	4,6	- - -	- - -	11,20 mm	39,50 mm	31,50 mm		
45	0045-10-03-0000114	2,6	- - -	- - -	11,50 mm	24,70 mm	25,10 mm		
46	0046-10-04-0000143	2,4	- - -	- - -	14,30 mm	19,70 mm	30,00 mm	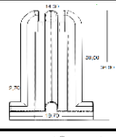	
47	0047-20-11-190x190	1,1	- - -	- - -	- - -	19x19 mm	protector pin	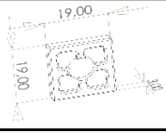	
48	0048-10-03-0000055	0,9	- - -	- - -	5,50 mm	15,00 mm	35,00 mm		
49	0049-20-11-102x150	4,5	15,20 mm	10,20 mm	- - -	14,80 mm x 19,60 mm	23,00 mm	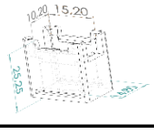	
50	0050-20-04-0000117	2,8	11,70 mm	- - -	- - -	25,30 mm	18,00 mm		
51	0051-20-04-0000154	2,2	15,40 mm	- - -	- - -	25,00 mm	13,00 mm	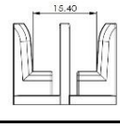	
52	0052-20-04-0000090	3,3	9,00 mm	- - -	- - -	25,00 mm	22,00 mm	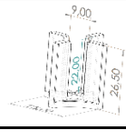	

Pin Nr.:	Artikelnummer	Gewicht in g weight in g	Innenmaß 1 internal dimensions 1	Innenmaß 2 internal dimensions 2	Ausenmaß 1 outer dimension 1	Gesamt Außenmaß total dimension	Bauteil-führung	Bild 1	Bild 2
53	0053-10-03-0000515	19,7	- - -	- - -	51,45 mm	- - -	56,00mm	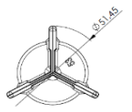	
54	0054-20-04-0000100	3	10,00 mm	- - -	- - -	22,00 mm	25,50 mm	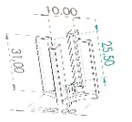	
55	0055-10-03-0000144	1,6	- - -	- - -	14,00 mm	19,60 mm	11,25 mm	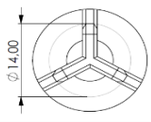	
56	0056-20-04-0000191	4,2	18,40 mm	19,50 mm	- - -	35,00 mm	28,10 mm	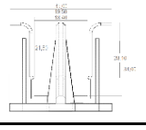	
57	0057-10-03-0000142	2,5	- - -	- - -	14,20 mm	24,80 mm	22,50 mm	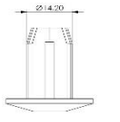	
58	0058-10-03-0000157	2,5	- - -	- - -	15,70 mm	24,30 mm	22,20 mm	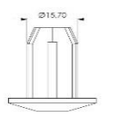	
59	0059-20-04-0000300	4,6	11,80 mm	30,00 mm	- - -	36,00 mm	25,50 mm	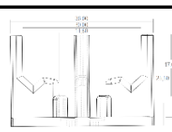	
60	0060-20-04-0000072	3,5	7,40 mm	11,20 mm	11,80 mm	21,00 mm	34,00 mm	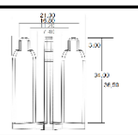	
61	0061-20-04-0000120	1,4	12,00 mm	- - -	- - -	21,00 mm	12,00 mm	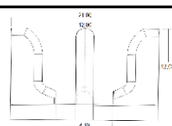	
62	0062-20-04-0000144	2,6	14,40 mm	- - -	- - -	25,00 mm	21,90 mm	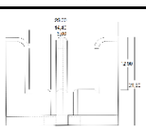	
63	0063-10-04-0000105	2,3	- - -	- - -	10,50 mm	19,70 mm	27,00 mm	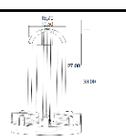	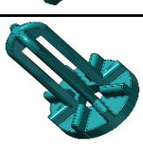
64	0064-20-04-0000165	2	10,00 mm	16,50 mm	- - -	25,00 mm	8,20 mm	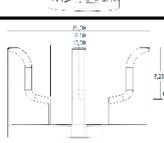	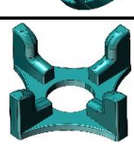
65	0065-20-04-0000102	0,8	7,30 mm	10,20 mm	- - -	17,00 mm	8,00 mm	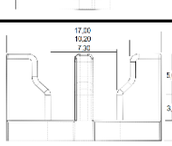	
66	0066-20-04-0000114	4	11,40 mm	- - -	- - -	24,00 mm	29,50 mm		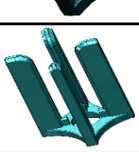

Pin Nr.:	Artikelnummer	Gewicht in g weight in g	Innenmaß 1 internal dimensions 1	Innenmaß 2 internal dimensions 2	Ausenmaß 1 outer dimension 1	Gesamt Außenmaß total dimension	Bauteil-führung	Bild 1	Bild 2
67	0067-20-04-0000225	2,3	22,50 mm	- - -	- - -	32,00 mm	10,00 mm	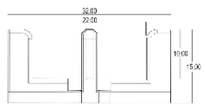	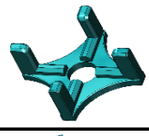
68	0068-20-04-0000082	2,8	6,20 mm	8,20 mm	- - -	22,00 mm	24,00 mm	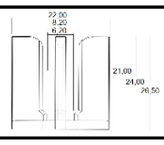	
69	0069-20-04-0000175	4,9	11,80 mm	17,50 mm	- - -	25,70 mm	42,00 mm		
70	0070-20-11-0000220	0,7	- - -	- - -	22,00 mm	22,00 mm	protector pin	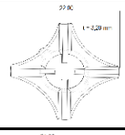	
71	0071-20-11-0000095	3,4	5,70 mm	9,50 mm	- - -	21,00 mm	11,70 mm	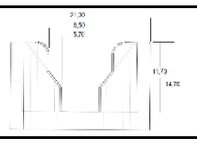	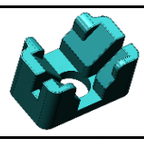
72	0072-10-04-0000153	4,2	15,25 mm	- - -	- - -	20,00 mm	51,00 mm	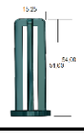	
73	0073-20-04-0000185	1,5	18,60 mm	- - -	- - -	25,00 mm	10,00 mm		
74 A	0074A-20-11-0000185	1,6	18,50 mm	- - -	- - -	26,00 mm	6,50 mm	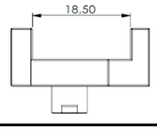	
74 B	0074B-20-11-000150	1,5	10,00 mm	- - -	- - -	15,60 mm	15,00 mm		
75	0075-10-11-0000044	1,3	9,30 mm	- - -	4,450 mm	16,00 mm	8,70 mm	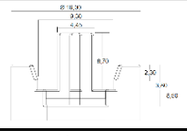	
76	0076-20-11-090x162	1,7	16,20 mm	9,00 mm	- - -	19,00 mm	15,00 mm	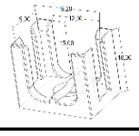	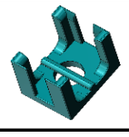
77	0077-10-01-0000035	1,8	- - -	- - -	3,50 mm	23,00 mm	28,00 mm	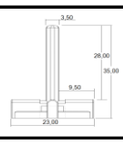	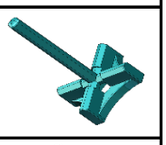
78	0078-20-11-0000310	4	- - -	6,50 mm	- - -	36,00 mm	2,00 mm	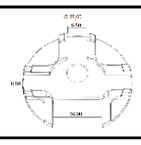	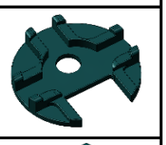
79	0079-20-01-0000100	1,7	Spezieller Sonder Clip, bitte fordern Sie ein Muster an. very special customer pin, please order samples					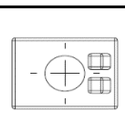	

Pin Nr.:	Artikelnummer	Gewicht in g weight in g	Innenmaß 1 internal dimensions 1	Innenmaß 2 internal dimensions 2	Ausenmaß 1 outer dimension 1	Gesamt Außenmaß total dimension	Bauteil-führung	Bild 1	Bild 2
80	0080-20-04-0000110	2	11,00 mm	- - -	- - -	24,50 mm	12,00 mm	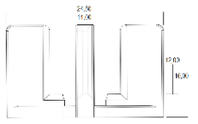	
81	0081-20-03-0000252	2,9	25,00 mm	- - -	- - -	28,00 mm	8,30 mm	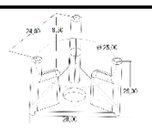	
82	0082-20-04-0000133	2,1	11,60 mm	- - -	21,00 mm	26,00 mm	9,00 mm	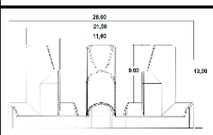	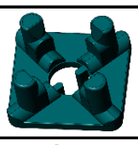
83	0083-20-04-0000132	2,3	13,20 mm	- - -	20,80 mm	26,00 mm	14,00 mm	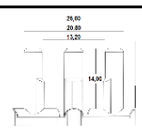	
84	0084-20-03-0000252	1,8	12,70 mm	25,70 mm	- - -	31,60 mm	8,50 mm	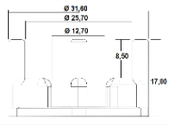	
85	0085-20-03-0000200	1,7	20,00 mm	- - -	- - -	28,00 mm	12,50 mm	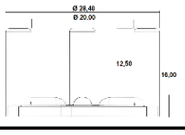	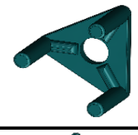
86	0086-20-04-0000168	3,3	16,80 mm	17,75 mm	- - -	28,00 mm	25,00 mm	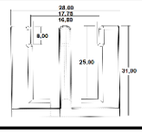	
87	0087-20-04-0000131	4,9	13,10 mm	14,80 mm	- - -	30,00 mm	32,00 mm	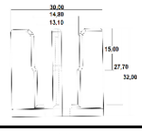	
88	0088-20-04-0000090	2,6	9,00 mm	- - -	- - -	18,00 mm	31,50 mm	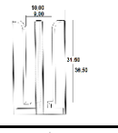	
89	0089-20-04-0000150	3,2	15,00 mm	- - -	- - -	25,00 mm	29,00 mm	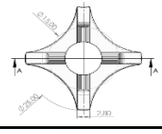	
90	0090-20-04-0000134	3	10,00 mm	13,40 mm	- - -	25,00 mm	22,10 mm	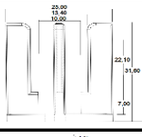	
91	0091-20-06-196x196	3,3	9,30 mm	4,05 mm	- - -	20,00 mm	23,30 mm	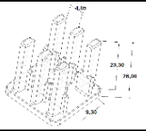	
92	0092-20-04-0000296	4,4	16,70 mm	29,60 mm	- - -	36,00 mm	16,70 mm	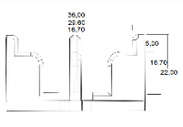	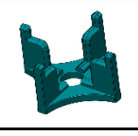
93	0093-20-04-0000165	3,9	16,50 mm	19,10 mm	- - -	29,00 mm	20,00 mm	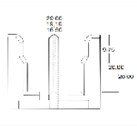	

Pin Nr.:	Artikelnummer	Gewicht in g weight in g	Innenmaß 1 internal dimensions 1	Innenmaß 2 internal dimensions 2	Ausenmaß 1 outer dimension 1	Gesamt Außenmaß total dimension	Bauteil-führung	Bild 1	Bild 2
94	0094-20-04-0000143	3,9	14,30 mm	26,00 mm	- - -	42,00 mm	10,5 mm	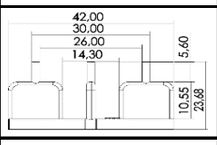	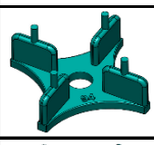
95	0095-20-04-0000185	1,6	18,50 mm	- - -	- - -	24,50 mm	10,00 mm	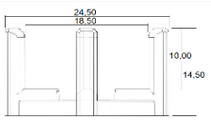	
96	0096-20-04-0000145	2,6	14,50 mm	- - -	- - -	24,50 mm	23,00 mm	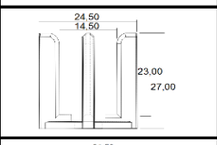	
97	0097-20-11-0000245		27,50 mm	26,30 mm	- - -	31,50 mm	34,00 mm	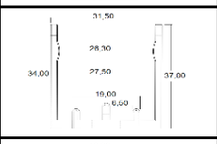	
98	0098-20-04-0000068	1,9	6,80 mm	12,95 mm	- - -	19,00 mm	29,00 mm	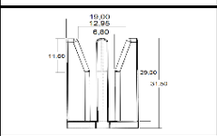	
99	0099-20-04-0000137	2,5	13,70 mm	- - -	- - -	20,90 mm	18,00 mm	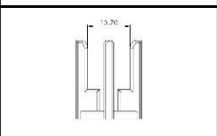	
100	0100-20-04-0000232	7,5	23,20 mm	- - -	- - -	38,00 mm	36,30 mm	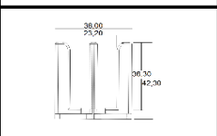	
101	0101-20-04-0000265	6,6	26,50 mm	- - -	- - -	39,00 mm	33,00 mm	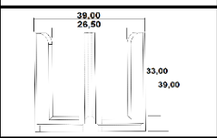	
102	0102-20-04-0000247	1,8	24,70 mm	- - -	- - -	31,00 mm	12,00 mm	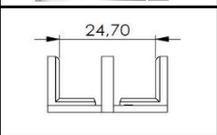	
103	0103-20-04-0000264	4	28,40 mm	- - -	16,00 mm	35,00 mm	25,50 mm	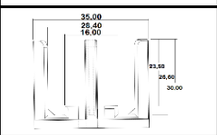	
104	0104-20-04-0000073	3,6	7,30 mm	- - -	- - -	19,00 mm	35,50 mm	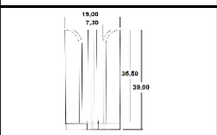	
105	0105-20-04-0000136	2,4	9,80 mm	13,60 mm	- - -	22,00 mm	25,30 mm	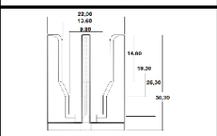	
106	0106-10-04-0000145	3,2	14,50 mm	- - -	- - -	19,50 mm	40,00 mm	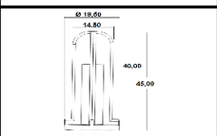	
107	0107-20-04-0000166	2	16,60 mm	- - -	- - -	25,80 mm	16,20 mm	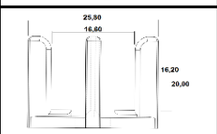	

Pin Nr.:	Artikelnummer	Gewicht in g weight in g	Innenmaß 1 internal dimensions 1	Innenmaß 2 internal dimensions 2	Ausenmaß 1 outer dimension 1	Gesamt Außenmaß total dimension	Bauteil-führung	Bild 1	Bild 2
108	0108-20-11-0000000	4,2	Spezieller Sonder Clip, bitte fordern Sie ein Muster an. very special customer pin, please order samples					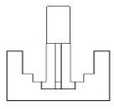	
109	0109-20-06-0000200	5,7	19,40 mm	- - -	- - -	27,60 mm	20,50 mm	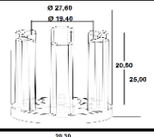	
110	0110-20-04-0000130	2,4	13,00 mm	- - -	- - -	20,30 mm	11,00 mm		
111	0111-20-04-0000115	2	4,00 mm	11,40 mm	- - -	20,50 mm	21,50 mm	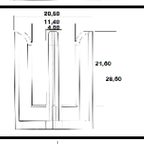	
112	0112-20-04-0000150	1,4	10,80 mm	- - -	- - -	15,70 mm	3,00 mm	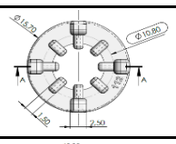	
113	0113-20-04-0000325	13,4	32,50 mm	- - -	- - -	48,80 mm	48,00 mm	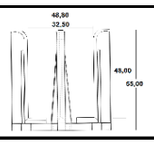	
114	0114-20-11-0000140	3,7	Spezieller Sonder Clip, bitte fordern Sie ein Muster an. very special customer pin, please order samples					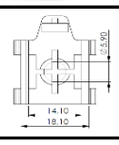	
115	0115-20-11-0000180	3,5	Spezieller Sonder Clip, bitte fordern Sie ein Muster an. very special customer pin, please order samples					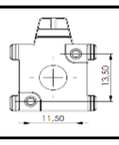	
116	0116-10-03-0000127	2,8	12,80 mm	- - -	- - -	25,00 mm	27,10 mm	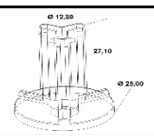	
117	0117-20-09-0000175	6,2	17,30 mm	- - -	- - -	25,00 mm	28,00 mm	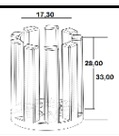	
118	0118-10-04-0000097	2,6	9,70 mm	- - -	- - -	20,00 mm	30,00 mm	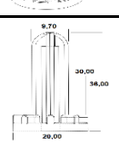	
119	0119-20-04-0000184	3,6	16,00 mm	18,40 mm	- - -	27,85 mm	16,70 mm	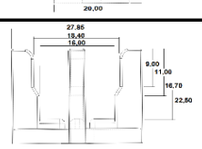	
120	0120-10-04-0000176	5,8	- - -	- - -	17,60 mm	39,50 mm	34,20 mm	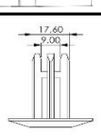	
121	0121-20-11-0000073	3,1	3,00 mm	7,30 mm	- - -	12,5 x 17,5	16,00 mm	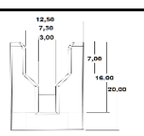	

Pin Nr.:	Artikelnummer	Gewicht in g weight in g	Innenmaß 1 internal dimensions 1	Innenmaß 2 internal dimensions 2	Ausenmaß 1 outer dimension 1	Gesamt Außenmaß total dimension	Bauteil-führung	Bild 1	Bild 2
122	0122-02-06-0000104	4,1	10,00 mm	14,00 mm	- - -	19,80 mm	25,00 mm	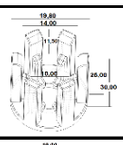	
123	0123-20-04-0000045	3,7	4,00 mm	- - -	- - -	19,00 mm	20,50 mm	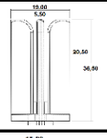	
124	0124-10-03-0000066	0,9	6,60 mm	- - -	- - -	15,00 mm	22,75 mm	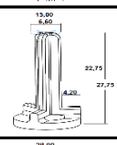	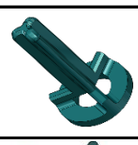
125	0125-20-11-0000257	7,9	28,00 mm	- - -	14,00 mm	33,00 mm	15,00 mm	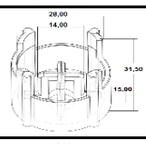	
126	0126-10-01-0000078	2,1	7,80 mm	- - -	- - -	16,00 mm	30,00 mm	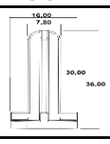	
127	0127-20-04-0000104	3	10,30 mm	14,20 mm	- - -	24,00 mm	24,50 mm	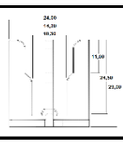	
128	0128-20-04-0000070	4	7,00 mm	8,00 mm	- - -	18,90 mm	45,50 mm		
129	0129-20-04-0000195	9,7	19,50 mm	- - -	- - -	38,50 mm	39,00 mm	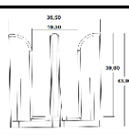	
130	0130-20-04-0000308	11,9	30,75 mm	- - -	- - -	48,00 mm	37,70 mm	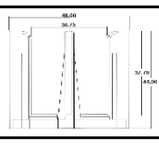	
131	0131-10-04-0000146	2,9	- - -	- - -	14,60 mm	22,00 mm	20,50 mm	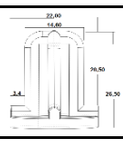	
132	0132-10-04-0000058	1,9	5,80 mm	- - -	- - -	18,00 mm	28,00 mm	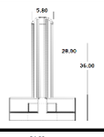	
133	0133-20-04-0000150	3	15,00 mm	- - -	- - -	24,60 mm	34,00 mm	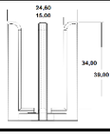	
134	0134-20-04-0000144	3,5	14,40 mm	- - -	- - -	25,00 mm	33,50 mm	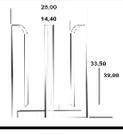	
135	0135-20-04-0000174	2,2	17,40 mm	- - -	- - -	25,50 mm	18,00 mm	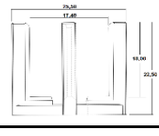	

Pin Nr.:	Artikelnummer	Gewicht in g weight in g	Innenmaß 1 internal dimensions 1	Innenmaß 2 internal dimensions 2	Ausenmaß 1 outer dimension 1	Gesamt Außenmaß total dimension	Bauteil-führung	Bild 1	Bild 2
136	0136-20-11-0000000	18,2	Spezieller Sonder Clip, bitte fordern Sie ein Muster an. very special customer pin, please order samples						
137	0137-20-04-0000165	2,3	16,50 mm	- - -	- - -	25,00 mm	10,00 mm	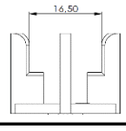	
138	0138-10-03-0000156	3,5	15,70 mm	- - -	- - -	24,80 mm	31,00 mm	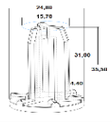	
139	0139-20-04-0000294	2,7	21,10 mm	29,40 mm	- - -	35,80 mm	13,70 mm	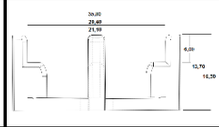	
140	0140-20-04-0000255	4	9,60 mm	25,50 mm	17,30 mm	35,00 mm	24,00 mm	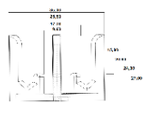	
141	0141-20-04-0000100	1,2	7,20 mm	10,00 mm	- - -	17,00 mm	14,00 mm	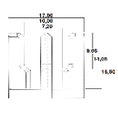	
142	0142-20-11-180x100	2,1	6,00 mm	10,00 mm	4,00 mm	16,00 mm	7,00 mm	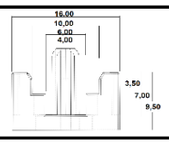	
143	0143-10-04-0000105	2,1	- - -	- - -	10,50 mm	20,00 mm	17,60 mm	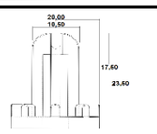	
144	0144-20-04-0000160	1,8	11,00 mm	16,00 mm	- - -	25,00 mm	12,25 mm	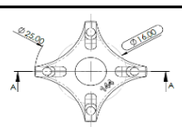	
145	0145-20-04-0000079	1,7	3,80 mm	7,90 mm	- - -	16,00 mm	14,30 mm	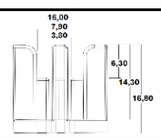	
146	0146-10-03-0000037	1	3,80 mm	- - -	- - -	16,00 mm	12,00 mm	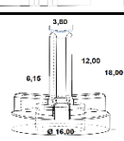	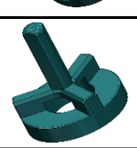
147	0147-20-04-0000195	7,5	18,40 mm	20,00 mm	- - -	35,50 mm	28,10 mm	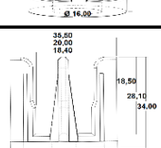	
148	0148-20-09-0000155	5,6	15,40 mm	- - -	- - -	26,00 mm	23,20 mm	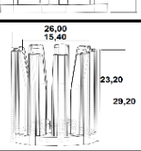	
149	0149-20-04-0000180	5,4	16,00 mm	21,00 mm	- - -	29,00 mm	48,50 mm		

Pin Nr.:	Artikelnummer	Gewicht in g weight in g	Innenmaß 1 internal dimensions 1	Innenmaß 2 internal dimensions 2	Ausenmaß 1 outer dimension 1	Gesamt Außenmaß total dimension	Bauteil-führung	Bild 1	Bild 2
150	0150-20-04-0000210	3	21,00 mm	- - -	- - -	30,00 mm	28,00 mm	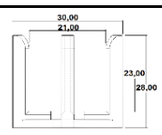	
151	0151-20-04-0000298	6,3	17,00 mm	29,80 mm	- - -	39,40 mm	32,50 mm	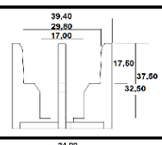	
152	0152-20-04-0000175	1,7	17,50 mm	- - -	7,50 mm	24,00 mm	14,60 mm	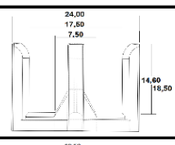	
153	0153-10-04-0000145	2,8	5,20 mm	- - -	14,50 mm	19,50 mm	32,00 mm	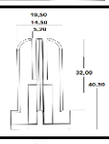	
154	0154-20-11-0000050	2,2	3,30 mm	5,30 mm	- - -	15,00 mm	18,00 mm	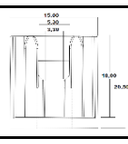	
155	0155-20-11-0000325	7,4	20,00 mm	- - -	- - -	40,00 mm	28,00 mm	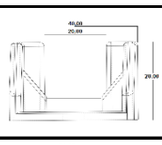	
156	0156-20-11-0000180	5,8	8,00 mm	13,00 mm	- - -	24,30 mm	26,50 mm	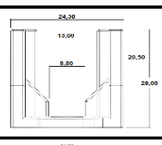	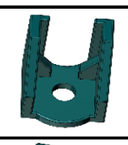
157	0157-20-11-0000180	5,8	8,00 mm	12,50 mm	- - -	24,30 mm	25,00 mm	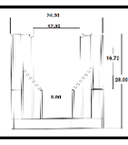	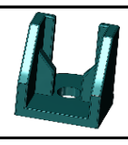
158	0158-20-04-0000400	7,4	40,00 mm	- - -	- - -	50,00 mm	29,50 mm	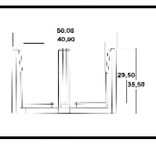	
159	0159-20-04-0000217	4,2	21,70 mm	- - -	- - -	30,50 mm	38,00 mm	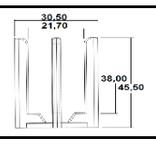	
160	0160-20-03-0000105	1	10,50 mm	- - -	- - -	16,00 mm	4,50 mm	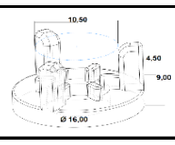	
161	0161-20-04-0000132	3,6	13,20 mm	- - -	- - -	25,00 mm	37,00 mm	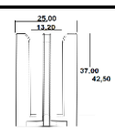	
162	0162-20-11-072x170	3,3	11,40 mm	17,00 mm	- - -	24,00 mm	17,00 mm	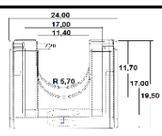	
163	0163-20-11-0000000	1,2	3,25 mm	- - -	- - -	14,00 mm	- - -	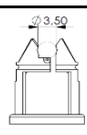	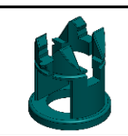

Pin Nr.:	Artikelnummer	Gewicht in g weight in g	Innenmaß 1 internal dimensions 1	Innenmaß 2 internal dimensions 2	Ausenmaß 1 outer dimension 1	Gesamt Außenmaß total dimension	Bauteil-führung	Bild 1	Bild 2
164	0164-20-04-0000208	6,9	20,80 mm	- - -	15,60 mm	35,00 mm	34,00 mm	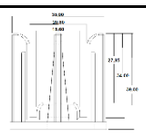	
165	0165-20-04-0000184	2,7	18,40 mm	- - -	- - -	27,00 mm	35,00 mm	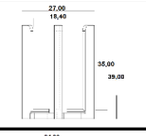	
166	0166-20-04-0000119	2,5	11,90 mm	- - -	19,00 mm	24,80 mm	29,00 mm	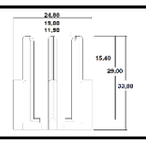	
167	0167-10-04-0000110	1,1	- - -	- - -	8,70 mm	14,90 mm	9,50 mm	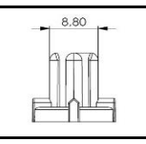	
168	0168-20-11-340x150 Reiter	2,1	- - -	- - -	15,20 mm	34,00 mm	Pin for Laser-marking	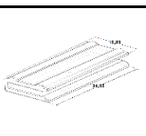	
169	0169-20-09-0000326	16,1	19,90 mm	32,40 mm	- - -	41,50 mm	32,80 mm	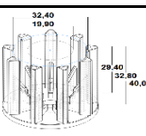	
170	0170-20-04-0000154	2,1	15,40 mm	- - -	- - -	24,00 mm	16,00 mm	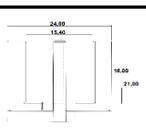	
171	0171-20-11-0000178	2,9	17,80 mm	- - -	- - -	23,80 mm	4,50 mm	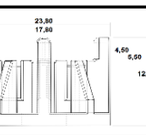	
172	0172-20-04-0000084	4,7	8,40 mm	- - -	- - -	20,50 mm	52,00 mm	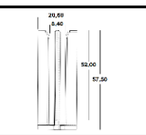	
173	0173-20-04-0000084	3	8,40 mm	- - -	- - -	20,00 mm	22,50 mm	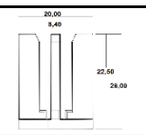	
174	0174-10-03-0000070	2,1	- - -	- - -	7,05 mm	20,00 mm	35,00 mm	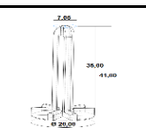	
175	0175-10-04-0000198	5,3	- - -	- - -	19,85 mm	24,80 mm	40,00 mm	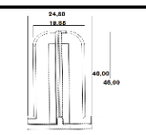	
176	0176-20-04-0000117	3	11,70 mm	- - -	19,00 mm	23,50 mm	28,00 mm		
177	0177-20-06-0000175	12,4	17,50 mm	- - -	- - -	28,00 mm	49,00 mm	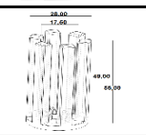	

Pin Nr.:	Artikelnummer	Gewicht in g weight in g	Innenmaß 1 internal dimensions 1	Innenmaß 2 internal dimensions 2	Ausenmaß 1 outer dimension 1	Gesamt Außenmaß total dimension	Bauteil-führung	Bild 1	Bild 2
178	0178-10-04-0000130	3,3	- - -	- - -	12,85 mm	25,00 mm	30,50 mm	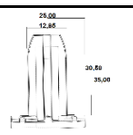	
179	0179-20-06-0000205	4,1	20,50 mm	- - -	- - -	26,00 mm	14,00 mm	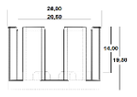	
180	0180-10-01-0000037	1,8	19,70 mm	- - -	3,70 mm	19,70 mm	21,00 mm	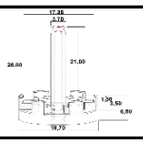	
181	0181-20-04-0000127	2,7	10,20 mm	12,70 mm	- - -	19,80 mm	22,00 mm	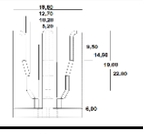	
182	0182-20-04-0000285	4,6	28,50 mm	- - -	- - -	38,00 mm	22,00 mm		
183	0183-20-03-0000128	1,4	12,75 mm	- - -	- - -	18,40 mm	7,50 mm	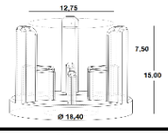	
184	0184-20-04-0000190	3,2	19,00 mm	- - -	- - -	28,00 mm	22,00 mm	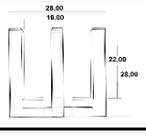	
185	0185-20-04-0000170	3,4	11,40 mm	17,00 mm	- - -	25,00 mm	34,00 mm	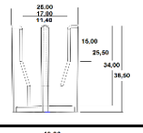	
186	0186-20-04-0000258	8,1	25,80 mm	- - -	- - -	40,00 mm	40,00 mm	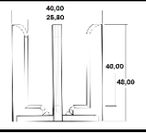	
187	0187-20-04-0000212	2,6	21,20 mm	- - -	- - -	21,20 mm	21,20 mm	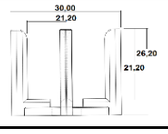	
188	0188-20-04-0000123	1,1	6,00 mm	12,30 mm	- - -	18,00 mm	12,50 mm	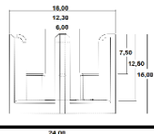	
189	0189-20-04-0000125	5	8,25 mm	12,50 mm	- - -	24,00 mm	40,50 mm	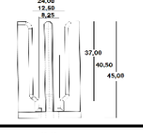	
190	0190-20-11-103x153	4,6	8,90 mm	- - -	- - -	19,40 mm	22,50 mm	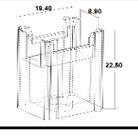	
191	0191-20-04-0000154	4	15,40 mm	- - -	- - -	25,00 mm	35,00 mm	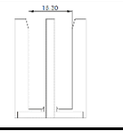	

Pin Nr.:	Artikelnummer	Gewicht in g weight in g	Innenmaß 1 internal dimensions 1	Innenmaß 2 internal dimensions 2	Ausenmaß 1 outer dimension 1	Gesamt Außenmaß total dimension	Bauteil-führung	Bild 1	Bild 2
192	0192-20-11-65x53x64	2,8	- - -	- - -	- - -	18,00 mm	- - -	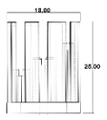	
193	0193-20-10-0000290-Protector	0,6	10,20 mm	11,00 mm	16,21 mm	29,21 mm	- - -	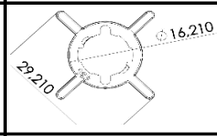	
194	0194-20-10-0000160-Protector	0,4	10,20 mm	11,00 mm	- - -	16,21 mm	- - -	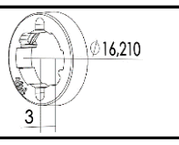	
195	0195-20-11-0000000	7,3	17,50 mm	- - -	- - -	25,00 mm	15,20 mm	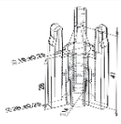	
196	0196-10-03-0000165	7,8	19,90 mm	53,00 mm	29,60 mm	61,90 mm	15,5 mm	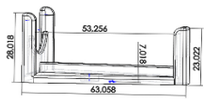	
197	0197-10-02-0000165	4,1	16,90 mm	- - -	23,70 mm	25,90 mm	17,30 mm	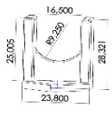	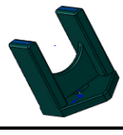
198	0198-20-11-0000000	6,5	Spezieller Sonder Clip, bitte fordern Sie ein Muster an. very special customer pin, please order samples					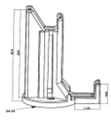	
199	0199-10-04-0000016	1,5	13,00 mm	- - -	16,70 mm	22,90 mm	16,40 mm	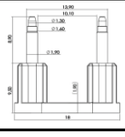	
200	0200-15-07-Buchse	0,8	- - -	- - -	- - -	14,9 mm	- - -	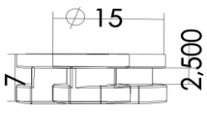	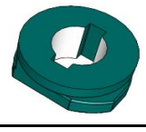
201	0201-Aufnahmekamm	16,5	Spezieller Sonder Clip, bitte fordern Sie ein Muster an. very special customer pin, please order samples					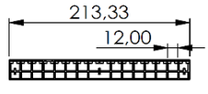	
202	0202-Aufnahmekamm-Ø3,0	20,8	Spezieller Sonder Clip, bitte fordern Sie ein Muster an. very special customer pin, please order samples					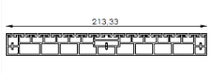	
203	0203-Aufnahmekamm-5,85-7,0	45	Spezieller Sonder Clip, bitte fordern Sie ein Muster an. very special customer pin, please order samples					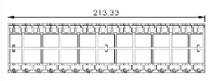	
204	0204-Niederhalter-GHP-2.0	16,3	Spezieller Sonder Clip, bitte fordern Sie ein Muster an. very special customer pin, please order samples						
205	0205-10-03-0000247	3,8	- - -	- - -	24,70 mm	35,00 mm	17,00 mm	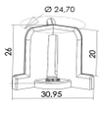	

Pin Nr.:	Artikelnummer	Gewicht in g weight in g	Innenmaß 1 internal dimensions 1	Innenmaß 2 internal dimensions 2	Ausenmaß 1 outer dimension 1	Gesamt Außenmaß total dimension	Bauteil-führung	Bild 1	Bild 2
206	0206-20-04-0000144	1,7	9,70 mm	14,37 mm	- - -	23,00 mm	8,50 mm	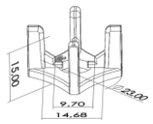	
207	0207-10-04-0000233	12,5	- - -	- - -	14,20 mm 36,40 mm 42,00 mm	50,00 mm	8,00 mm 12,00 mm 8,00 mm	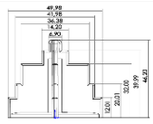	
208	0208-10-04-0000142	4,2	- - -	- - -	8,80 mm 14,20 mm 19,00 mm 25,50 mm	32,00 mm	6,20 mm 6,00 mm 6,00 mm 8,00 mm	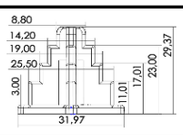	
209	0209-10-04-0000190	4,2	- - -	- - -	7,90 mm 11,00 mm 19,00 mm	27,00 mm	8,20 mm 4,00 mm 2,00 mm	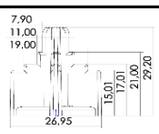	
210	0210-10-04-0000233	5,3	- - -	- - -	6,90 mm 14,20 mm 23,30 mm	39,50 mm	6,20 mm 6,00 mm 4,00 mm	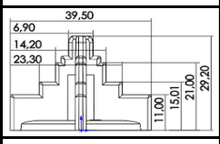	
211	0211-10-04-0000120	2,3	- - -	- - -	12,00 mm	21,00 mm	22,00 mm	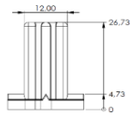	
212	0212-20-10-0000500	1,3	- - -	- - -	- - -	50,20 mm	- - -	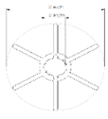	
213	0213-20-06-0000545	13,8	54,50 mm	- - -	- - -	64,00 mm	26,00 mm	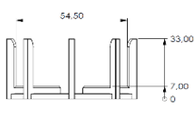	
214	0214-20-04-0000387	9,9	38,70mm	- - -	- - -	49,00 mm	37,00 mm	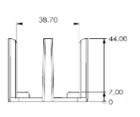	
215	0215-10-03-0000165	6,7	18,50 mm	20,00 mm	- - -	- - -	17,00 mm	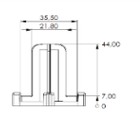	
216	0216-10-04-0000120	6,2	35,50 mm	- - -	21,80 mm	45,80 mm	37,00 mm	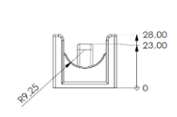	
217	0217-Niederhalter-GHP-2.5	15,5	Spezieller Sonder Clip, bitte fordern Sie ein Muster an. very special customer pin, please order samples						
218	0218-20-11-340x150	1,2	Kennzeichnungsclip (Laserbeschriftbar) marking clip, marking with laser						
219	0219-10-04-0000196	2,2	- - -	- - -	19,60 mm	19,60 mm	9,40 mm	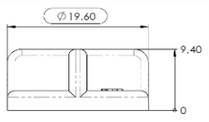	

Pin Nr.:	Artikelnummer	Gewicht in g weight in g	Innenmaß 1 internal dimensions 1	Innenmaß 2 internal dimensions 2	Ausenmaß 1 outer dimension 1	Gesamt Außenmaß total dimension	Bauteil-führung	Bild 1	Bild 2
220	0220-10-04-0000311	4,5	- - -	- - -	31,10 mm	31,10 mm	16,70 mm		
221	0221-10-04-0000396	5	- - -	- - -	39,60 mm	39,60 mm	12,90 mm		
222	0222-20-11-0000000	11,2	24,50 mm	6,50 mm	- - -	- - -	15,50 mm	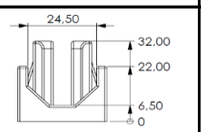	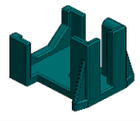
223	0223-20-11-0000195	3,3	19,50 mm	- - -	- - -	- - -	15,50 mm	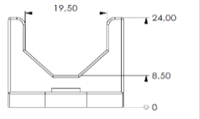	
224	0224-20-04-0000395	8,8	39,50 mm	- - -	- - -	49,10 mm	23,70 mm	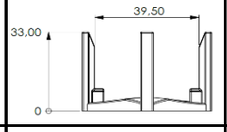	
225	0225-10-03-0000298	2	6,00 mm	- - -	- - -	- - -	11,00 mm	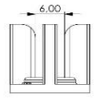	
226	0226-10-03-0000395	25,8	39,50 mm	- - -	- - -	- - -	31,00 mm	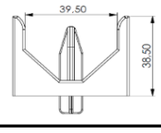	
227	0227-20-11-0000000	11,8	21,50 mm	6,50 mm	- - -	- - -	15,50 mm	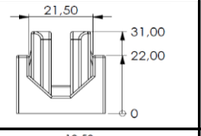	
228	0228-20-11-0000195	3,2	19,50 mm	- - -	- - -	- - -	16,50 mm	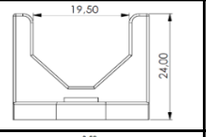	
229	0229-20-04-035x035	3,6	3,50 mm	- - -	- - -	12,00 mm	12,00 mm	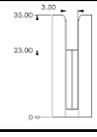	
230	0230-20-04-0000182	4,1	18,20 mm	10,50 mm	- - -	- - -	40,00 mm	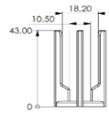	
231	0231-20-04-0000082	6	8,60 mm	7,30 mm	- - -	20,90 mm	47,50 mm	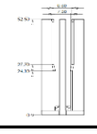	
232	0232-20-04-0000410	8,4	20,50 mm	- - -	- - -	46,50mm	- - -	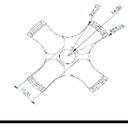	
233	0233-20-11-0000450	1,2	45,20 mm	- - -	- - -	- - -	- - -		

Pin Nr.:	Artikelnummer	Gewicht in g weight in g	Innenmaß 1 internal dimensions 1	Innenmaß 2 internal dimensions 2	Ausenmaß 1 outer dimension 1	Gesamt Außenmaß total dimension	Bauteil-führung	Bild 1	Bild 2
234	0234-10-01-0000170	4,4	- - -	- - -	17,00 mm	24,90 mm	48,00 mm		
235	0235-10-01-0004000	18,2	29,10 mm	18,65 mm	- - -	- - -	26,00 mm	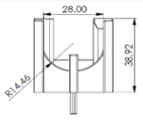	
236	0236-20-03-0000430	21,8	Spezieller Sonder Clip, bitte fordern Sie ein Muster an. very special customer pin, please order samples					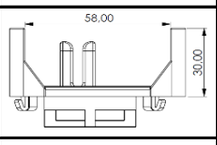	
237	0237-20-11-0000000	3	6,50 mm	- - -	- - -	- - -	7,50 mm	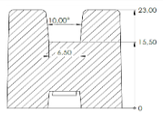	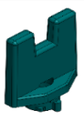
238	0238-20-10-0000220	0,8	Protector Clip		- - -	22,00 mm	- - -	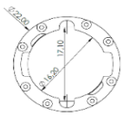	
239	0239-20-04-035x035	3,6	3,50 mm	- - -	- - -	12,00 mm	12,00 mm	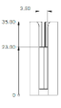	
240	0240-10-03-0000055	2,2	- - -	- - -	5,50 mm	19,30 mm	44,00 mm	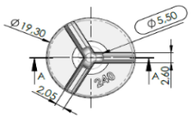	
241	0241-20-11-0000000	20,7	Spezieller Sonder Clip, bitte fordern Sie ein Muster an. very special customer pin, please order samples						
242	0242-20-04-0000155	2,5	15,50 mm	10,50 mm	- - -	24,00 mm	16,00 mm	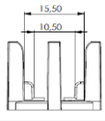	
243	0243-10-01-0000097	2,2	- - -	- - -	9,70 mm	25,00 mm	23,00 mm	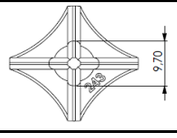	
244	0244-10-03-0000028	1,7	2,60 mm	- - -	- - -	14,80 mm	8,50 mm		
245	0245-20-11-0000500	2,3	Spezieller Sonder Clip, bitte fordern Sie ein Muster an. very special customer pin, please order samples					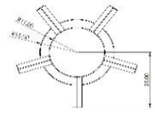	
246	0246-10-04-0000036	0,8	- - -	- - -	6,70 mm	18,50 mm	14,80 mm		
247	0247-20-04-0000800	17,5	Spezieller Sonder Clip, bitte fordern Sie ein Muster an. very special customer pin, please order samples					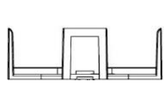	

Pin Nr.:	Artikelnummer	Gewicht in g weight in g	Innenmaß 1 internal dimensions 1	Innenmaß 2 internal dimensions 2	Ausenmaß 1 outer dimension 1	Gesamt Außenmaß total dimension	Bauteil-führung	Bild 1	Bild 2
248	0248-20-04-0000168	4,1	16,80 mm	10,00 mm	- - -	13,50 mm	22,40 mm		
249	0249-20-11-780x780	17,9	Spezieller Sonder Clip, bitte fordern Sie ein Muster an. very special customer pin, please order samples					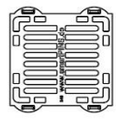	
250	0250-20-11-780x780	55,1	Spezieller Sonder Clip, bitte fordern Sie ein Muster an. very special customer pin, please order samples					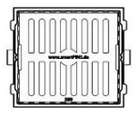	
251	0251-20-11-0000195	12,4	19,50 mm	- - -	- - -	39,90 mm	- - -	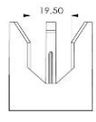	
252	0252-20-11-0000149	8,7	14,90 mm	- - -	- - -	25,50 mm	- - -		
253	0253-20-11-600x350	16	Spezieller Sonder Clip, bitte fordern Sie ein Muster an. very special customer pin, please order samples					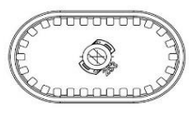	
254	0254-20-11-600x350	7,2	Spezieller Sonder Clip, bitte fordern Sie ein Muster an. very special customer pin, please order samples					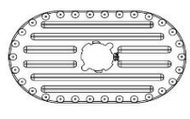	
255	0255-20-04-0000185	4,6	18,50 mm	- - -	- - -	27,00 mm	30,50 mm		
256	0256-10-04-0000200	3,1	- - -	- - -	8,00 mm	34,00 mm	20,00 mm	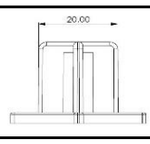	
257	0257-20-04-0000302	6,7	30,20 mm	- - -	- - -	39,20 mm	23,50 mm	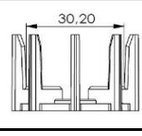	
258	0258-20-04-0000092	1,5	9,40 mm	6,40 mm	- - -	16,00 mm	17,50 mm	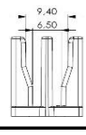	
259	0259-10-03-0000247	5,5	- - -	- - -	26,00 mm	32,80 mm	31,50 mm		
260	0260-20-02-0000132	6,5	Spezieller Sonder Clip, bitte fordern Sie ein Muster an. very special customer pin, please order samples					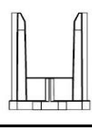	
261	0261-20-04-0000355	6	35,50 mm	- - -	- - -	46,00 mm	29,00 mm	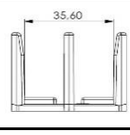	

Pin Nr.:	Artikelnummer	Gewicht in g weight in g	Innenmaß 1 internal dimensions 1	Innenmaß 2 internal dimensions 2	Ausenmaß 1 outer dimension 1	Gesamt Außenmaß total dimension	Bauteil-führung	Bild 1	Bild 2
262	0262-10-04-0000100	2,9	Spezieller Sonder Clip, bitte fordern Sie ein Muster an. very special customer pin, please order samples						
263	0263-20-11-0000245	2,8	24,25 mm	17,50 mm	- - -	32,00 mm	18,00 mm	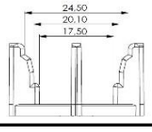	
264	0264-20-04-0000295	4,4	29,50 mm	- - -	- - -	36,40 mm	20,50 mm	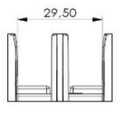	
265	0265-10-03-0000220	5,2	- - -	- - -	22,50 mm	35,00 mm	33,50 mm	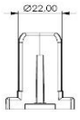	
266	0266-10-04-0000097	3	- - -	- - -	9,70 mm	25,50 mm	39,50 mm		
267	0267-20-11-0000000	11,2	21,40 mm	- - -	- - -	52,40 mm	12,50 mm	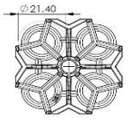	
268	0268-20-11-340x150	1,2	Kennzeichnungsclip (Laserbeschriftbar) marking clip, marking with laser						
269	0269-Endleiste	11,3	Spezieller Sonder Clip, bitte fordern Sie ein Muster an. very special customer pin, please order samples						
270	0270-Mittelleiste	22,1	Spezieller Sonder Clip, bitte fordern Sie ein Muster an. very special customer pin, please order samples						
271	0271-20-11-0000220	1,2	- - -	- - -	- - -	22,10 mm	Protector Pin	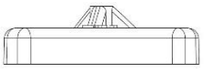	
272	0272-Endleiste	10,7	Spezieller Sonder Clip, bitte fordern Sie ein Muster an. very special customer pin, please order samples						
273	0273-Mittelleiste	22	Spezieller Sonder Clip, bitte fordern Sie ein Muster an. very special customer pin, please order samples						
274	0274-20-04-0000122	1,3	21,20 mm	17,20 mm	- - -	28,00 mm	4,00 mm	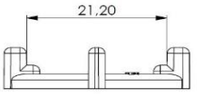	
275	0275-20-03-0000212	1,6	21,40 mm	- - -	- - -	28,00 mm	7,30 mm	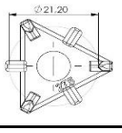	

Pin Nr.:	Artikelnummer	Gewicht in g weight in g	Innenmaß 1 internal dimensions 1	Innenmaß 2 internal dimensions 2	Ausenmaß 1 outer dimension 1	Gesamt Außenmaß total dimension	Bauteil-führung	Bild 1	Bild 2
276	0276-20-06-0000160	2,5	16,00 mm	- - -	- - -	22,00 mm	12,00 mm	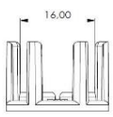	
277	0277-20-11-0000000	2,3	Spezieller Sonder Clip, bitte fordern Sie ein Muster an. very special customer pin, please order samples					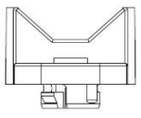	
278	0278-10-03-00000600	15	- - -	- - -	60,20 mm	66,00 mm	33,50 mm	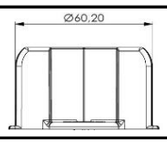	
279	0279-12x12	0,9	- - -	- - -	- - -	19,00 mm	Protector Pin	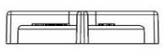	
280	0280-25-04-159x130	3,1	Spezieller Sonder Clip, bitte fordern Sie ein Muster an. very special customer pin, please order samples					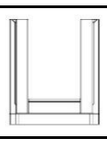	
281	0281-25-11-110x052	4,4	Spezieller Sonder Clip, bitte fordern Sie ein Muster an. very special customer pin, please order samples						
282	0282-20-04-0000180	2,1	18,00 mm	- - -	- - -	27,00 mm	7,00 mm	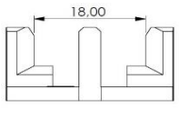	
283	0283-20-04-0000230	2,5	23,00 mm	- - -	- - -	33,00 mm	7,50 mm	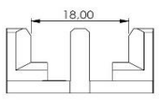	
284	0284-20-11-0000000	5,7	Spezieller Sonder Clip, bitte fordern Sie ein Muster an. very special customer pin, please order samples						
285	0285-07-15,5-Schutzkette	4,3	Special protect Pin, Schutzkette						
286	0286-20-11-0000000	9,8	Spezieller Sonder Clip, bitte fordern Sie ein Muster an. very special customer pin, please order samples					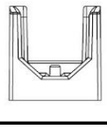	
287	0287-20-11-0000000	9,5	Spezieller Sonder Clip, bitte fordern Sie ein Muster an. very special customer pin, please order samples						
288	0288-10-04-0000038	1	- - -	- - -	3,70 mm	14,80 mm	19,50 mm		
289	0289-20-04-0000054	1,2	5,40 mm	- - -	- - -	14,50 mm	8,00 mm	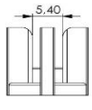	

Pin Nr.:	Artikelnummer	Gewicht in g weight in g	Innenmaß 1 internal dimensions 1	Innenmaß 2 internal dimensions 2	Ausenmaß 1 outer dimension 1	Gesamt Außenmaß total dimension	Bauteil-führung	Bild 1	Bild 2
290	0290-20-04-0000095	1,3	9,50 mm	- - -	- - -	18,10 mm	10,50 mm	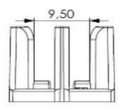	
291	0291-20-10-126x126	0,5	- - -	- - -	- - -	12,60 mm	Protector Pin	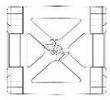	
292	0292-25-02-0000420	8,2	Spezieller Sonder Clip, bitte fordern Sie ein Muster an. very special customer pin, please order samples					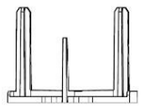	
293	0293-20-11-0000230	9,9	Spezieller Sonder Clip, bitte fordern Sie ein Muster an. very special customer pin, please order samples					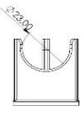	
294	0294-20-11-0000230	17,5	Spezieller Sonder Clip, bitte fordern Sie ein Muster an. very special customer pin, please order samples					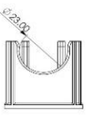	
295	0295-10-03-0000247	5,5	- - -	- - -	26,00 mm	32,80 mm	31,50 mm		
296	0296-10-04-0000215	5,5	- - -	- - -	21,50 mm	39,50 mm	28,50 mm	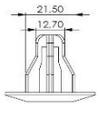	
297	0297-20-04-0000152	2,6	15,80 mm	15,30 mm	- - -	24,90 mm	19,50 mm	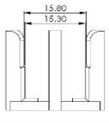	
298	0298-10-04-0000139	3,2	- - -	- - -	13,90 mm	17,80 mm	40,50 mm		
299	0299-20-04-0000130	2,8	13,00 mm	9,70 mm	- - -	21,10 mm	32,50 mm		
300	0300-20-04-0000233	4,9	23,30 mm	- - -	- - -	35,40 mm	26,40 mm		
301	0301-20-04-0000106	3	10,55 mm	8,75 mm	- - -	18,00 mm	28,50 mm		
302	0302-20-06-0000165	2,8	16,50 mm	- - -	- - -	23,50 mm	12,00 mm	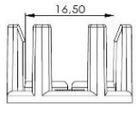	
303	0303-Mittelleiste	19	Spezieller Sonder Clip, bitte fordern Sie ein Muster an. very special customer pin, please order samples						

Pin Nr.:	Artikelnummer	Gewicht in g weight in g	Innenmaß 1 internal dimensions 1	Innenmaß 2 internal dimensions 2	Ausenmaß 1 outer dimension 1	Gesamt Außenmaß total dimension	Bauteil-führung	Bild 1	Bild 2
304	0304-Mittelleiste	21,9	Spezieller Sonder Clip, bitte fordern Sie ein Muster an. very special customer pin, please order samples						
305	0305-Bremssattel	5,7	Spezieller Sonder Clip, bitte fordern Sie ein Muster an. very special customer pin, please order samples						
306	0306-Bremssattel	5	Spezieller Sonder Clip, bitte fordern Sie ein Muster an. very special customer pin, please order samples						
307	0307-Bremssattel	6,7	Spezieller Sonder Clip, bitte fordern Sie ein Muster an. very special customer pin, please order samples						
308	0308-Bremssattel	9,3	Spezieller Sonder Clip, bitte fordern Sie ein Muster an. very special customer pin, please order samples					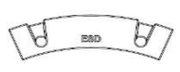	
309									
310									
311									
312									
313									
314									
315									
316									
317									

Pin Nr.:	Artikelnummer	Gewicht in g weight in g	Innenmaß 1 internal dimensions 1	Innenmaß 2 internal dimensions 2	Ausenmaß 1 outer dimension 1	Gesamt Außenmaß total dimension	Bauteil-führung	Bild 1	Bild 2
490									
491									
492									
493									
494									
495									
496									
497									
498									
499									
500	0500-20-06-0000152	10,4	7,90 mm	14,75 mm	24,80 mm	26,80 mm	22,45 mm		
501	0501-20-06-0000200	4	10,00 mm	20,00 mm	14,80 mm	24,80 mm	14,50 mm		
502	0502-20-11-101x167	5	8,80 mm	9,50 mm	- - -	21,00 mm	23,30 mm	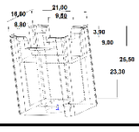	
503	0503-20-11-220x325	5,9	31,00 mm	- - -	7,75 mm	34,20 mm	13,50 mm	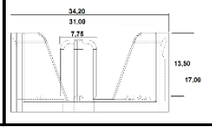	

Pin Nr.:	Artikelnummer	Gewicht in g weight in g	Innenmaß 1 internal dimensions 1	Innenmaß 2 internal dimensions 2	Ausenmaß 1 outer dimension 1	Gesamt Außenmaß total dimension	Bauteil-führung	Bild 1	Bild 2
504	0504-20-03-0000064	1,1	6,80 mm	- - -	- - -	14,00 mm	10,75 mm	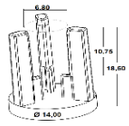	
505	0505-20-11-104x180	4,5	10,90 mm	9,40 mm	- - -	8,50 mm	25,00 mm	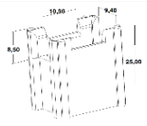	
506	0506-20-04-0000123	2	9,70 mm	12,30 mm	- - -	17,50 mm	22,70 mm	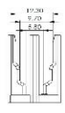	
507	0507-20-08-0000275	6	27,40 mm	- - -	17,50 mm	23,00 mm	34,40 mm		
508	508-20-04-0000092	1,6	9,20 mm	13,60 mm	- - -	21,00 mm	13,00 mm	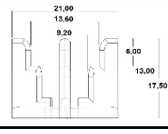	
509	509-20-04-0000210	3,1	21,00 mm	- - -	- - -	29,00 mm	23,00 mm	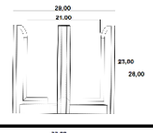	
510	0510-20-04-0000255	4,3	14,50 mm	25,50 mm	- - -	33,00 mm	30,00 mm	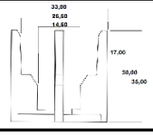	
511	0511-20-06-0000275	4,5	25,50mm	28,30 mm	- - -	24,00 mm	36,70 mm	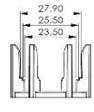	
512	0512-10-01-0000050	4,6	Spezieller Sonder Clip, bitte fordern Sie ein Muster an. very special customer pin, please order samples					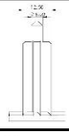	
513	0513-10-04-0000183	4,1	- - -	- - -	18,30 mm	20,70 mm	40,00 mm	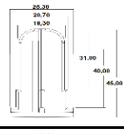	
514	0514-20-04-0000073	3,4	7,30 mm	- - -	- - -	19,00 mm	32,70 mm	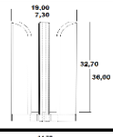	
515	0515-10-03-0000048	0,9	- - -	- - -	4,90 mm	14,70 mm	13,50 mm	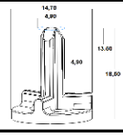	
516	0516-10-04-0000100	1,3	4,50 mm	- - -	10,00 mm	20,00 mm	13,00 mm	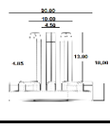	
517	0517-10-04-0000130	1,7	4,80 mm	- - -	13,00 mm	25,00 mm	12,00 mm	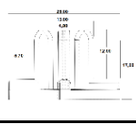	

Pin Nr.:	Artikelnummer	Gewicht in g weight in g	Innenmaß 1 internal dimensions 1	Innenmaß 2 internal dimensions 2	Ausenmaß 1 outer dimension 1	Gesamt Außenmaß total dimension	Bauteil-führung	Bild 1	Bild 2
518	0518-10-04-0000140	1,7	5,80 mm	- - -	14,00 mm	24,80 mm	12,00 mm	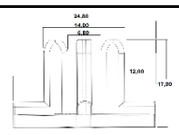	
519	0519-10-03-0000157	2,4	- - -	- - -	15,70 mm	15,70 mm	38,00 mm	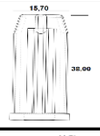	
520	0520-20-04-0000100	3	9,00 mm	10,00 mm	- - -	17,90 mm	32,00 mm	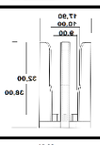	
521	0521-20-04-032x024	3,6	2,40 mm	6,50 mm	- - -	12,00 mm	37,50 mm	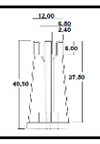	
522	0522-20-04-0000055	1,9	5,50 mm	- - -	- - -	15,00 mm	18,00 mm	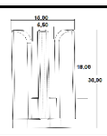	
523	0523-10-04-0000150	3,3	- -	- - -	14,90 mm	16,00 mm	38,00 mm	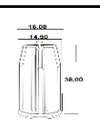	
524	0524-10-11-0000050	4	16,20 mm	- - -	25,70 mm	27,50 mm	32,00 mm	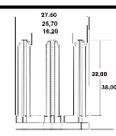	
525	0525-20-04-0000073	4,4	7,30 mm	14,80 mm	- - -	21,00 mm	41,50 mm	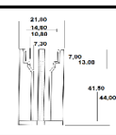	
526	0526-20-04-0000275	4,5	17,00 mm	30,50 mm	- - -	39,40 mm	21,50 mm	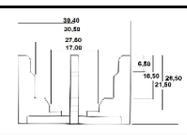	
527	0527-20-04-0000080	1,5	5,00 mm	8,00 mm	- - -	14,90 mm	7,50 mm	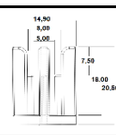	
528	0528-20-04-0000097	1,7	9,70 mm	14,10 mm	- - -	22,00 mm	13,00 mm	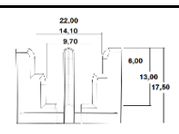	
529	0529-20-04-136x095	2,4	9,50 mm	13,60 mm	- - -	18,80 mm	7,50 mm	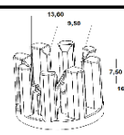	
530	0530-20-04-0000410	10,1	25,40 mm	41,00 mm	36,00 mm	50,00 mm	49,50 mm	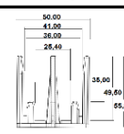	
531	0531-10-11-0000080	2,9	2,96 mm	- - -	23,00 mm	27,60 mm	12,00 mm	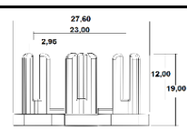	

Pin Nr.:	Artikelnummer	Gewicht in g weight in g	Innenmaß 1 internal dimensions 1	Innenmaß 2 internal dimensions 2	Ausenmaß 1 outer dimension 1	Gesamt Außenmaß total dimension	Bauteil-führung	Bild 1	Bild 2
532	0532-10-01-0000095	2,8	- - -	- - -	9,50 mm	20,00 mm	25,00 mm	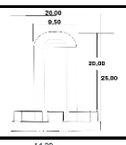	
533	0533-20-04-0000058	2,5	5,80 mm	- - -	- - -	14,80 mm	31,50 mm	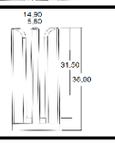	
534	0534-20-11-0000040	2,1	14,10 mm	- - -	10,20 mm	24,00 mm	11,50 mm	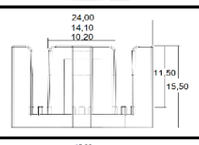	
535	0535-10-04-0000100	1,2	- - -	- - -	10,00 mm	15,80 mm	12,00 mm	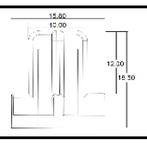	
536	0536-20-04-0000035	1,6	3,50 mm	- - -	13,50 mm	17,50 mm	14,50 mm	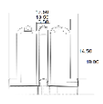	
537	0537-20-11-000000A	5,4	Spezieller Sonder Clip, bitte fordern Sie ein Muster an. very special customer pin, please order samples				38,00 mm		
538	0538-10-03-0000247	4,1	- - -	- - -	25,00 mm	16,20 mm	30,00 mm	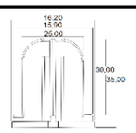	
539	0539-20-11-0000120	6,5	Spezieller Sonder Clip, bitte fordern Sie ein Muster an. very special customer		2,00 mm	17,50 mm	26,00 mm	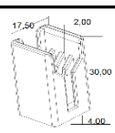	
540	0540-20-04-0000175	3,2	8,00 mm	17,50 mm	- - -	25,00 mm	20,50 mm	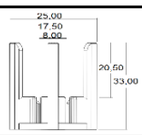	
541	0541-20-04-0000150	2	15,00 mm	- - -	- - -	26,00 mm	12,70 mm	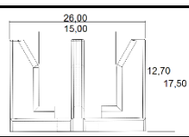	
542	0542-20-04-0000144	2,6	8,00 mm	14,40 mm	- - -	22,00 mm	30,00 mm	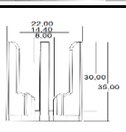	
543	0543-20-04-0000195	3	19,50 mm	- - -	- - -	29,50 mm	23,50 mm	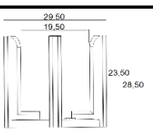	
544	0544-20-04-0000290	4,8	20,00 mm	- - -	- - -	40,00 mm	22,00 mm	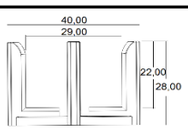	
545	0545-20-11-101x174	5	Spezieller Sonder Clip, bitte fordern Sie ein Muster an. very special customer pin, please order samples					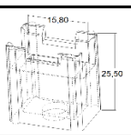	

Pin Nr.:	Artikelnummer	Gewicht in g weight in g	Innenmaß 1 internal dimensions 1	Innenmaß 2 internal dimensions 2	Ausenmaß 1 outer dimension 1	Gesamt Außenmaß total dimension	Bauteil-führung	Bild 1	Bild 2
546	0546-20-04-0000330	2,5	33,00 mm	- - -	- - -	42,00 mm	13,50 mm	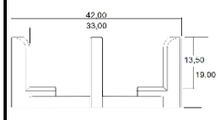	
547	0547-10-01-0000058	4,6	14,50 mm	- - -	5,80 mm	24,00 mm	27,50 mm	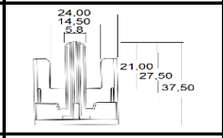	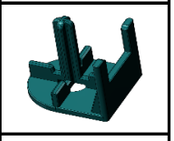
548	0548-20-04-0000255	2,5	Spezieller Sonder Clip, bitte fordern Sie ein Muster an. very special customer pin, please order samples					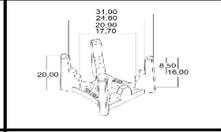	
549	0549-20-04-0000184	3	15,60 mm	18,00 mm	- - -	28,00 mm	22,50 mm	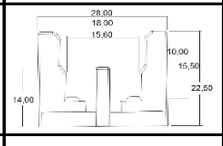	
550	0550-20-04-0000073	2	7,30 mm	4,00 mm	---	15,80 mm	19,50 mm	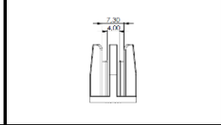	
551	0551-10-03-0000060	0,8	- - -	- - -	6,00 mm	16,00 mm	12,00 mm	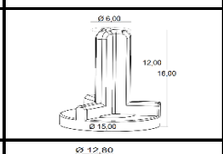	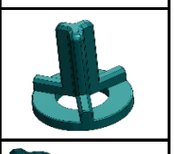
552	0552-10-03-0000127	4,1	- - -	- - -	12,80 mm	25,00 mm	45,00 mm	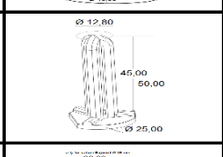	
553	0553-20-04-0000125	4,3	12,50 mm	nur für Bajonett Ø 16 mm	- - -	22,00 mm	42,00 mm	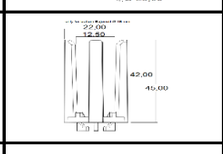	
554	0554-20-04-0000087	2,6	8,60 mm	- - -	- - -	22,00 mm	20,00 mm	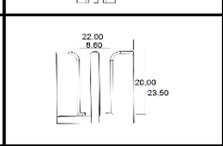	
555	0555-20-11-340x150	1,1	Kennzeichnungsclip (Laserbeschriftbar) marking clip, marking with laser					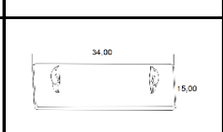	
556	0556-20-04-0000260	5,6	20,90 mm	24,50 mm	- - -	33,00 mm	17,70 mm	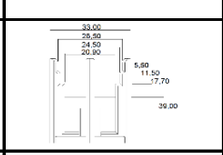	
557	0557-20-06-0000155	3,1	15,60 mm	- - -	- - -	20,00 mm	22,30 mm	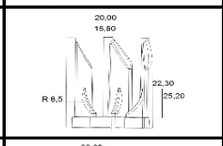	
558	0558-20-04-0000235	3,6	14,00 mm	25,50 mm	- - -	33,00 mm	16,50 mm	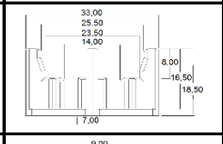	
559	0559-10-04-0000090	2,6	- - -	- - -	9,00 mm	19,00 mm	43,00 mm	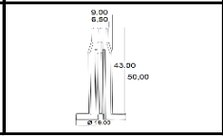	

Pin Katalog

Pin Nr.:	Artikelnummer	Gewicht in g weight in g	Innenmaß 1 internal dimensions 1	Innenmaß 2 internal dimensions 2	Ausenmaß 1 outer dimension 1	Gesamt Außenmaß total dimension	Bauteil-führung	Bild 1	Bild 2
560	0560-10-04-0000040	1	- - -	- - -	4,00 mm	16,00 mm	10,00 mm	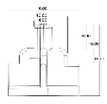	
561	561-10-03-0000095	1,8	- - -	- - -	9,50 mm	15,80 mm	19,50 mm	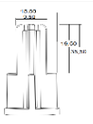	
562	0562-20-11-0000145	1,7	Spezieller Sonder Clip, bitte fordern Sie ein Muster an. very special customer pin, please order samples					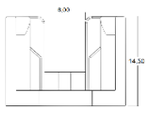	
563	0563-20-11-0000120	1,4	8,00 mm	12,00 mm	- - -	12,50 mm	15,80 mm	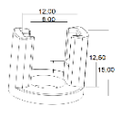	
564	0564-10-04-0000105	2,6	- - -	- - -	10,50mm	25,00 mm	10,50 mm	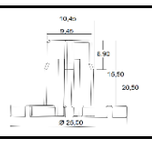	
565	0565-20-04-0000100	1,2	10,00 mm	- - -	- - -	8,50 mm	15,00 mm	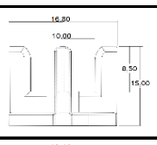	
566	0566-20-04-0000090	2,1	9,00 mm	- - -	- - -	27,50 mm	18,30 mm	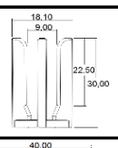	
567	0567-20-03-0000402	1,2	40,00 mm	- - -	- - -	48,50 mm	- - -	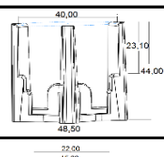	
568	0568-20-04-0000150	4,6	7,40 mm	15,00 mm	- - -	22,00 mm	24,00 mm	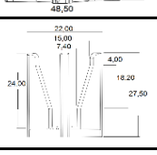	
569	0569-10-04-0000057	1,3	. . .	. . .	5,70 mm	14,00 mm	20,00 mm	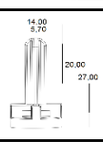	
570	0570-20-04-00001045	1,2	10,60 mm	- - -	- - -	17,00 mm	8,50 mm	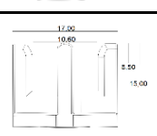	
571	0571-2-04-0000120	2,1	12,00 mm	21,00 mm	- - -	28,00 mm	16,00 mm		
572	0572-20-04-0000166	2,3	15,60 mm	- - -	- - -	25,00 mm	20,50 mm	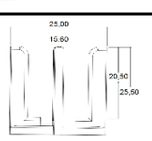	
573	0573-20-08-0000205	1,5	20,50 mm	- - -	- - -	29,00 mm	12,60 mm	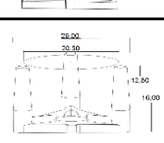	

Pin Nr.:	Artikelnummer	Gewicht in g weight in g	Innenmaß 1 internal dimensions 1	Innenmaß 2 internal dimensions 2	Ausenmaß 1 outer dimension 1	Gesamt Außenmaß total dimension	Bauteil-führung	Bild 1	Bild 2
574	0574-20-11-0000000	5,5	22,50 mm	- - -	- - -	31,50 mm	26,00 mm	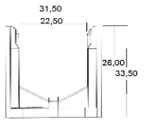	
575	0575-20-11-0000000	3,5	29,20 mm	- - -	- - -	39,00 mm	15,00 mm	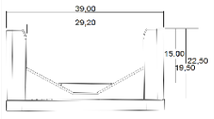	
576	0576-20-11-0000175	4,4	15,50 mm	17,50mm	- - -	24,00 mm	27,20 mm	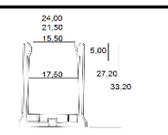	
577	0577-20-04-0000228		23,80 mm	- - -	- - -	32,00 mm	9,50 mm	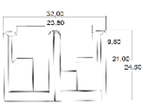	
578	0578-20-04-0000178	4,8	13,50 mm	17,80 mm	- - -	32,00 mm	14,00 mm	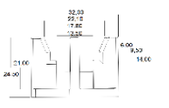	
579	0579-20-04-0000092		12,40 mm	14,80 mm	- - -	20,40 mm	11,80 mm	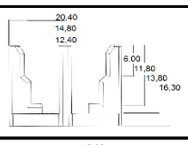	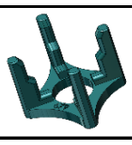
580	0580-20-11-0000385	3,2	Spezieller Sonder Clip, bitte fordern Sie ein Muster an. very special customer pin, please order samples					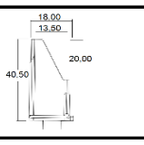	
581	0581-10-04-0000095	0,8	- - -	- - -		9,50 mm	15,00 mm	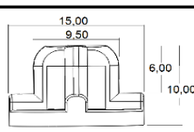	
582	0582-20-03-00001021	1	10,00 mm	- - -	- - -	16,00 mm	16,00 mm	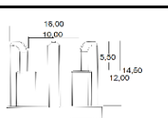	
583	0583-20-04-0000082	1,1	8,20 mm	- - -	- - -	16,00 mm	15,50 mm	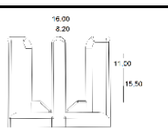	
584	0584-20-04-0000320	5,7	16,00 mm	32,00 mm	- - -	40,50 mm	12,50 mm	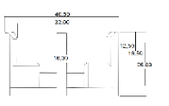	
585	0585-20-04-0000236	4,6	13,50 mm	23,60 mm	- - -	32,00 mm	9,50 mm	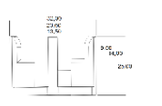	
586	0586-20-04-0000285	5,6	13,50 mm	28,50 mm	- - -	9,50 mm	24,50 mm	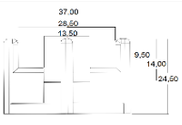	
587	0587-20-11-340x150	1,2	Kennzeichnungsclip (Laserbeschriftbar) marking clip, marking with laser					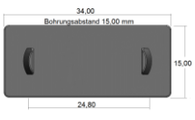	

Pin Nr.:	Artikelnummer	Gewicht in g weight in g	Innenmaß 1 internal dimensions 1	Innenmaß 2 internal dimensions 2	Ausenmaß 1 outer dimension 1	Gesamt Außenmaß total dimension	Bauteil-führung	Bild 1	Bild 2
588	0588-20-09-0000326	14,1	21,40 mm	34,50 mm	- - -	37,90 mm	41,50 mm	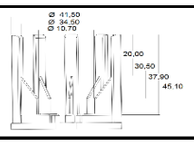	
589	0589-20-04-0000152	2,9	15,20 mm	12,50 mm	- - - -	17,50 mm	25,00 mm	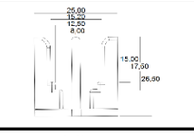	
590	0590-20-04-0000240	2,7	26,00 mm	24,00 mm	- - -	19,60 mm	31,50 mm	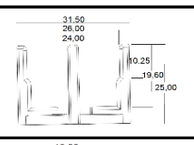	
591	0591-20-04-0000070	1,2	7,00 mm	13,50 mm	- - -	9,50 mm	19,00 mm	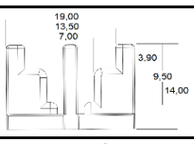	
592	592-20-06-0000130	3,4	13,00 mm	- - -	- - -	9,50 mm	30,00 mm	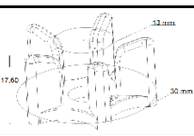	
593	0593-10-11-0000000	3,3	Spezieller Sonder Clip, bitte fordern Sie ein Muster an. very special customer pin, please order samples					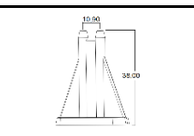	
594	0594-20-11-0000000	1,5	12,30 mm	13,00 mm	- - -	22,00 mm	14,50 mm	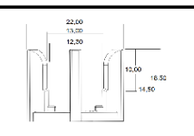	
595	0595-20-11-0000000	7,6	28,50 mm	25,00 mm	- - -	32,50 mm	38,30 mm	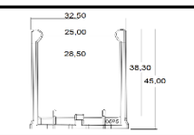	
596	0596-20-11-0000000	7,8	Spezieller Sonder Clip, bitte fordern Sie ein Muster an. very special customer pin, please order samples					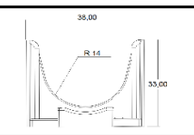	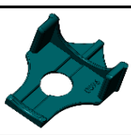
597	0597-20-04-0000215	4,1	17,80 mm	21,50 mm	- - -	29,00 mm	14,50 mm	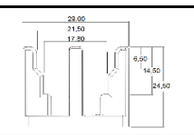	
598	0598-20-04-0000215	4,4	13,50 mm	21,50 mm	- - -	29,00 mm	16,10 mm	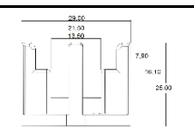	
599	0599-20-04-0000320	7,4	16,00 mm	32,00 mm	- - -	40,50 mm	12,50 mm	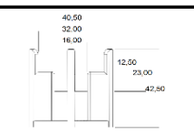	
600	0600-20-04-0000213	7,3	13,30 mm	21,30 mm	- - -	30,00 mm	9,20 mm	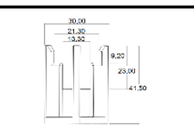	
601	0601-20-04-0000213	4,5	13,30 mm	21,30 mm	- - -	30,00 mm	9,20 mm	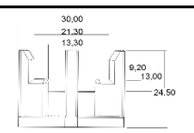	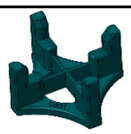

Pin Nr.:	Artikelnummer	Gewicht in g weight in g	Innenmaß 1 internal dimensions 1	Innenmaß 2 internal dimensions 2	Ausenmaß 1 outer dimension 1	Gesamt Außenmaß total dimension	Bauteil-führung	Bild 1	Bild 2
602	0602-20-04-0000105	1,5	10,50 mm	- - -	- - -	18,00 mm	12,20 mm	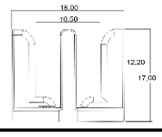	
603	0603-20-11-0000000	5	32,00 mm	- - -	- - -	40,00 mm	- - -		
604	0604-20-11-0000000	5	32,00 mm	- - -	- - -	33,00 mm	- - -	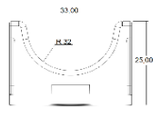	
605	0605-20-04-0000060	1,9	5,90 mm	- - -	- - -	18,00 mm	14,50 mm	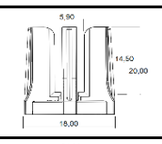	
606	0606-20-04-0000475	9,3	47,50 mm	- - -	- - -	54,00 mm	16,00 mm	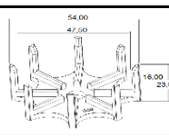	
607	0607-20-04-0000145	1,8	14,50 mm	- - -	- - -	25,00 mm	12,50 mm	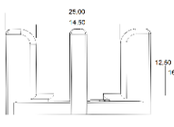	
608	0608-20-04-0000070	3,9	7,00 mm	- - -	- - -	18,00 mm	45,00 mm	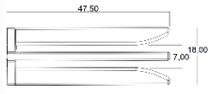	
609	0609-20-09-0000220	6,5	22,00 mm	14,40 mm	- - -	14,50 mm	30,00 mm	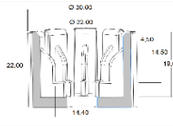	
610	0610-20-04-0000060	1,4	6,00 mm	- - -	- - -	14,50 mm	14,00 mm	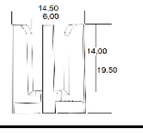	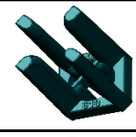
611	0611-20-04-0000090	1,8	9,00 mm	- - -	- - -	15,50 mm	6,00 mm	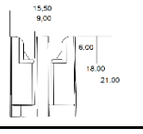	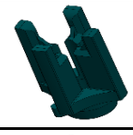
612	0612-10-04-0000140	2,9	---	---	14,00 mm	28,30 mm	22,30 mm	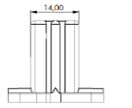	
613	0613-20-01-Anboss	1,5	Amboss für verstellbaren Pin Top for adjustable pin					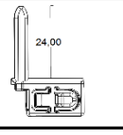	
614	0614--20-11-Kreuz	2,8	Kreuz für verstellbaren Pin Bottom for adjustable pin					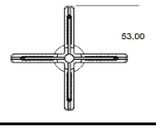	
615	0615-10-04-0000158	2,6	- - -	- - -	13,40 mm	16,90 mm	25,50 mm	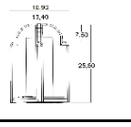	

Pin Nr.:	Artikelnummer	Gewicht in g weight in g	Innenmaß 1 internal dimensions 1	Innenmaß 2 internal dimensions 2	Ausenmaß 1 outer dimension 1	Gesamt Außenmaß total dimension	Bauteil-führung	Bild 1	Bild 2
616	0616-20-04-0000375	9,3	28,80 mm	37,80 mm	- - -	48,00 mm	30,30 mm	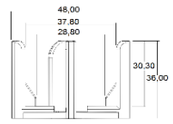	
617	0617-10-03-0000068	1,3	6,70 mm	- - -	- - -	14,00 mm	17,50 mm	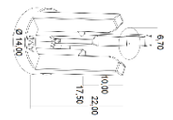	
618	0618-20-11-Schutzr.	2,6	Spezieller Sonder Clip, bitte fordern Sie ein Muster an. very special customer pin, please order samples					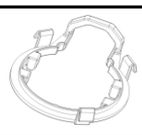	
619	0619-20-04-0000060	4	6,00 mm	- - -	- - -	19,00 mm	35,50 mm	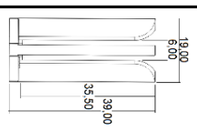	
620	0620-20-04-0000079	3,4	7,90 mm	- - -	- - -	19,00 mm	35,50 mm	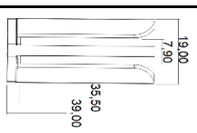	
621	0621-10-04-0000260	5,3	- - -	- - -	25,50 mm	34,00 mm	37,00 mm	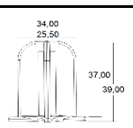	
622	0622-10-04-0000040	0,9	- - -	- - -	6,80 mm	14,80 mm	14,00 mm	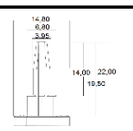	
623	0623-20-04-0000031	1,2	3,10 mm	- - -	11,00 mm	17,70 mm	12,50 mm	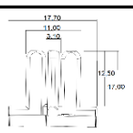	
624	0624-10-04-0000090	2	- - -	- - -	9,00 mm	24,00 mm	22,20 mm	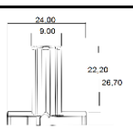	
625	0625-20-04-0000290	8,4	17,00 mm	43,00 mm	29,00 mm	50,00 mm	33,00 mm	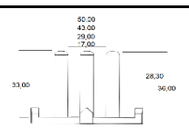	
626	0626-20-11-Schutzr.	8	Spezieller Sonder Clip, bitte fordern Sie ein Muster an. very special customer pin, please order samples					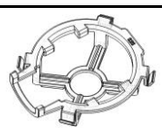	
627	0627-20-11-0000000	7,9	24,90 mm	- - -	- - -	31,50 mm	24,00 mm	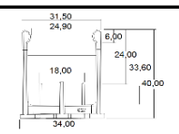	
628	0628-20-11-0000000	6,6	16,00 mm	26,50 mm	- - -	38,50 mm	R 17	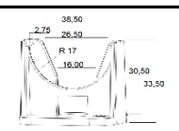	
629	0629-20-04-0000328	9,8	32,80 mm	- - -	48,90 mm	54,00 mm	34,20 mm	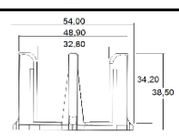	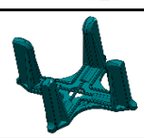

Pin Nr.:	Artikelnummer	Gewicht in g weight in g	Innenmaß 1 internal dimensions 1	Innenmaß 2 internal dimensions 2	Ausenmaß 1 outer dimension 1	Gesamt Außenmaß total dimension	Bauteil-führung	Bild 1	Bild 2
630	0630-20-04-0000255	2,3	25,50 mm	- - -	- - -	33,00 mm	17,00 mm	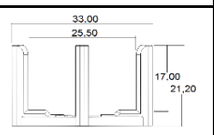	
631	0631-20-04-0000145	1,3	6,40 mm	14,50 mm	- - -	22,00 mm	5,00 mm	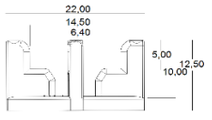	
632	0632-20-04-0000212	2	10,80 mm	21,20 mm	- - -	28,00 mm	7,00 mm	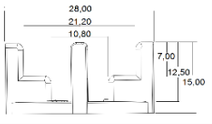	
633	0633-20-04-0000157	2,7	9,00 mm	12,60 mm	- - -	27,70 mm	7,20 mm	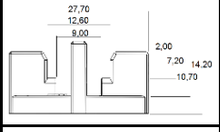	
634	0634-20-04-0000213	2,7	21,30 mm	- - -	- - -	33,00 mm	12,50 mm		
635	0635-20-04-0000165	3	11,00 mm	16,50 mm	- - -	22,80 mm	9,00 mm	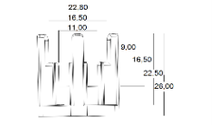	
636	0636-20-04-0000308	3,8	16,50 mm	30,80 mm	- -	39,00 mm	7,00 mm	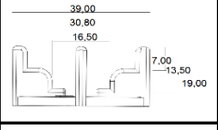	
637	0637-20-04-0000165	4,3	11,50 mm	16,50 mm	- - -	30,00 mm	40,50 mm	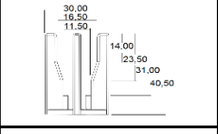	
638	0638-20-04-0000108	1,4	5,50 mm	10,80 mm	- - -	18,50 mm	17,00 mm	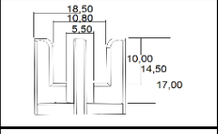	
639	0639-20-04-0000128	1,2	12,80 mm	- - -	- - -	20,00 mm	12,00 mm	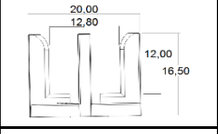	
640	0640-20-04-0000245	2,4	24,40 mm	- - -	- - -	31,50 mm	9,60 mm	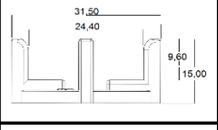	
641	0641-10-04-0000069	2	6,90 mm	- - -	- - -	17,80 mm	25,00 mm	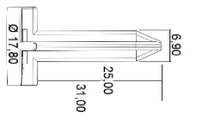	
642	0642-20-11-0000182	5,3	Spezieller Sonder Clip, bitte fordern Sie ein Muster an. very special customer pin, please order samples					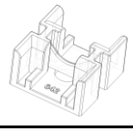	
643	0643-20-11-0000000	1,5	22,00 mm	- - -	- - -	31,00 mm	6,00 mm	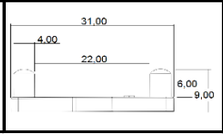	

Pin Nr.:	Artikelnummer	Gewicht in g weight in g	Innenmaß 1 internal dimensions 1	Innenmaß 2 internal dimensions 2	Ausenmaß 1 outer dimension 1	Gesamt Außenmaß total dimension	Bauteil-führung	Bild 1	Bild 2
644	0644-20-11-0000195	4,9	19,50 mm	- - -	- - -	30,00 mm	25,00 mm	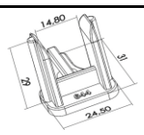	
645	0645-20-11-0000195	3,6	19,50 mm	- - -	- - -	30,00 mm	25,00 mm	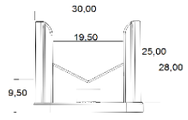	
646	0646-20-11-0000290	5,3	17,00 mm	29,00 mm	- - -	33,00 mm	36,00 mm	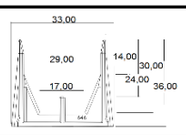	
647	0647-20-11-0000260	6,1	14,00 mm	26,00 mm	- - -	36,00 mm	32,00 mm	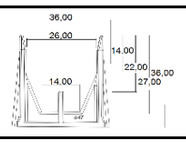	
648	0648-20-04-0000288	6	Spezieller Sonder Clip, bitte fordern Sie ein Muster an. very special customer pin, please order samples					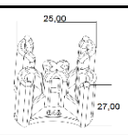	
649	0649-10-04-0000170	3,6	- - -	- - -	17,00 mm	34,00 mm	35,50 mm	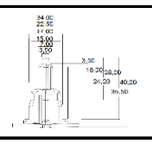	
650	0650-20-04-0000330	9,4	33,20 mm	- - -	- - -	49,00 mm	13,50 mm	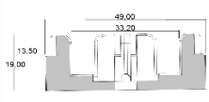	
651	0651-20-04-0000376	15,4	33,40 mm	- - -	19,30 mm	50,00 mm	47,00 mm	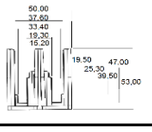	
652	0652-20-04-0000465	8,9	46,50 mm	- - -	- - -	54,50 mm	57,00 mm	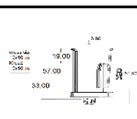	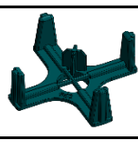
653	0653-10-11-0000063	4,6	14,90 mm	- - -	27,50 mm	29,00 mm	32,00 mm	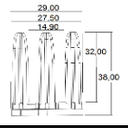	
654	0654-20-11-0000000	8,6	R 15,5 mm	- - -	- - -	40,00 mm	R15,5 mm	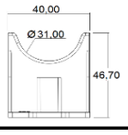	
655	0655-20-11-0000000	9,1	R 11,5	- - -	- - -	34,00 mm	R11,5 mm	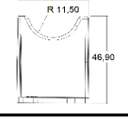	
656	0656-20-04-0000140	1,5	13,30 mm	- - -	- - -	21,90 mm	11,00 mm	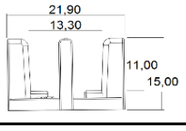	
657	0657-20-11-0000208	4,4	Spezieller Sonder Clip, bitte fordern Sie ein Muster an. very special customer pin, please order samples					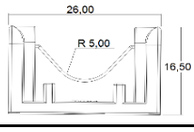	

Pin Nr.:	Artikelnummer	Gewicht in g weight in g	Innenmaß 1 internal dimensions 1	Innenmaß 2 internal dimensions 2	Ausenmaß 1 outer dimension 1	Gesamt Außenmaß total dimension	Bauteil-führung	Bild 1	Bild 2
658	0658-20-11-0000266	6,1	23,00mm	- - -	- - -	32,00 mm	22,00 mm	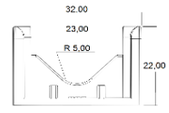	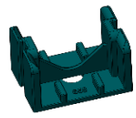
659	0659-20-04-0000118	1,7	11,80 mm	- - -	- - -	21,90 mm	10,00 mm		
660	0660-20-04-0000105	1,6	10,50 mm	- - -	- - -	18,00 mm	15,50 mm	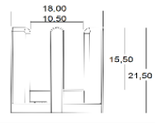	
661	0661-10-04-0000302	12,1	- - -	- - -	28,50 mm	42,00 mm	50,00 mm	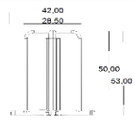	
662	0662-20-04-0000100	2,4	10,00 mm	- - -	- - -	19,50 mm	24,00 mm	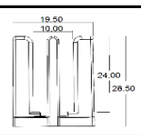	
663	0663-10-11-0000044	1,5	8,30 mm	10,30 mm	4,30 mm	16,00 mm	6,10 mm	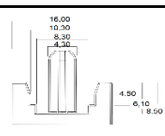	
664	0664-20-11-0000110	2,9	Spezieller Sonder Clip, bitte fordern Sie ein Muster an. very special customer pin, please order samples					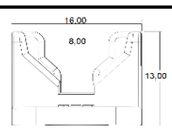	
665	0665-20-04-0000026	4,2	14,50 mm	16,50 mm	- - -	26,00 mm	38,20 mm	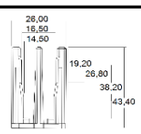	
666	0666-20-04-0000026	4,1	14,50 mm	16,50 mm	- - -	26,00 mm	43,40 mm	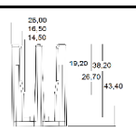	
667	0667-20-03-0000402	10,3	Spezieller Sonder Clip, bitte fordern Sie ein Muster an. very special customer pin, please order samples					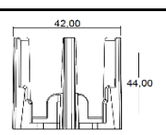	
668	0668-20-04-0000150	2,7	7,40 mm	15,00 mm	- - -	22,00 mm	24,00 mm	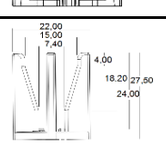	
669	0669-20-11-0000000	3,8	14,50 mm	17,10 mm	- - -	22,00 mm	20,00 mm	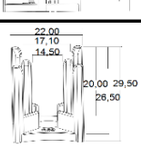	
670	0670-20-04-0000170	2	17,40 mm	- - -	- - -	27,00 mm	15,50 mm	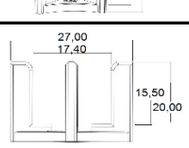	
671	0671-20-04-0000355	7,7	35,50 mm	- - -	- - -	44,00 mm	20,00 mm		

Pin Nr.:	Artikelnummer	Gewicht in g weight in g	Innenmaß 1 internal dimensions 1	Innenmaß 2 internal dimensions 2	Ausenmaß 1 outer dimension 1	Gesamt Außenmaß total dimension	Bauteil-führung	Bild 1	Bild 2
672	0672-20-11-0000107	2,6	Spezieller Sonder Clip, bitte fordern Sie ein Muster an. very special customer pin, please order samples					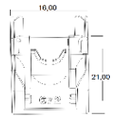	
673	0673-20-11-0000266	5,7	Spezieller Sonder Clip, bitte fordern Sie ein Muster an. very special customer pin, please order samples					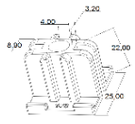	
674	0674-10-04-0000280	5,3	16,00 mm	28,00 mm	- - -	35,00 mm	22,00 mm	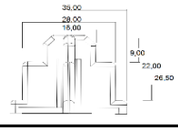	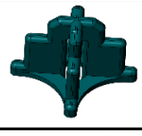
675	0675-20-11-0000182	4,5	Spezieller Sonder Clip, bitte fordern Sie ein Muster an. very special customer pin, please order samples					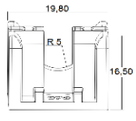	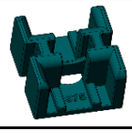
676	0676-20-04-0000150	4,2	15,00 mm	- - -	- - -	24,60 mm	28,00 mm	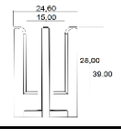	
677	0677-10-04-0000090	1,8	- - -	- - -	8,90 mm	28,00 mm	35,00 mm	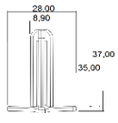	
678	0678-20-04-0000092	1,2	- - -	- - -	11,40 mm	19,00 mm	11,80 mm	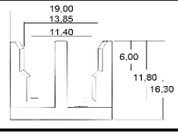	
679	0679-20-04-0000092	1,2	- - -	- - -	12,40 mm	20,50 mm	11,80 mm	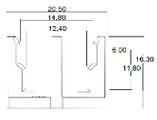	
680	0680-20-04-0000065	2,6	6,60 mm	- - -	17,50mm	23,50 mm	23,00 mm	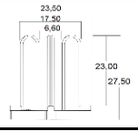	
681	0681-10-03-0000095	1,3	- - -	- - -	10,00 mm	15,00 mm	18,50 mm	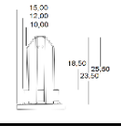	
682	0682-20-03-0000060	1,1	5,90 mm	- - -	- - -	15,00 mm	10,00 mm	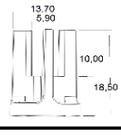	
683	0683-20-04-0000095	1,1	9,50 mm	- - -	- - -	18,00 mm	10,50 mm	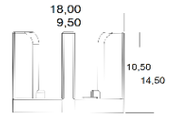	
684	0684-10-04-0000087	0,9	- - -	- - -	8,70 mm	18,00 mm	9,70 mm	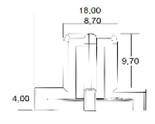	
685	0685-20-04-0000085	1,9	3,10 mm	6,50 mm	- - -	16,70 mm	20,25 mm	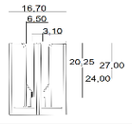	

Pin Nr.:	Artikelnummer	Gewicht in g weight in g	Innenmaß 1 internal dimensions 1	Innenmaß 2 internal dimensions 2	Ausenmaß 1 outer dimension 1	Gesamt Außenmaß total dimension	Bauteil-führung	Bild 1	Bild 2
686	0686-20-04-0000085	2,1	7,50 mm	- - -	- - -	16,70 mm	18,70 mm	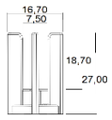	
687	0687-20-04-0000082	1,5	8,60 mm	- - -	- - -	16,60 mm	22,50 mm	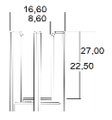	
688	0688-20-04-0000085	1,6	9,00 mm	6,60 mm	- - -	16,70 mm	20,00 mm		
689	0689-20-04-0000210	2,3	20,30 mm	21,30 mm	- - -	30,00 mm	19,50 mm	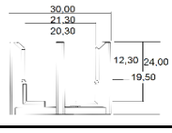	
690	0690-20-04-0000090	2,5	9,00 mm	- - -	- - -	19,00 mm	30,50 mm	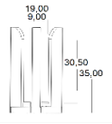	
691	0691-20-04-000160k	3,9	16,00 mm	- - -	- - -	25,60 mm	28,00 mm	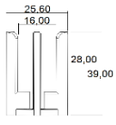	
692	0692-10-04-0000094	1,2	3,50 mm	- - -	10,20 mm	15,80 mm	10,00 mm	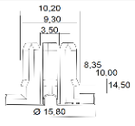	
693	0693-10-03-0000086	1	- - -	- - -	8,70 mm	15,80 mm	16,00 mm	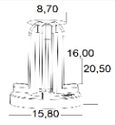	
694	0694-20-04-0000103	1,7	10,30, mm	- - -	- - -	18,00 mm	5,70 mm	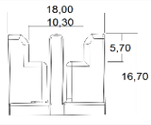	
695	0695-20-04-0000035	1,4	3,50 mm	- - -	- - -	13,00 mm	17,00 mm	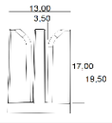	
696	0696-20-04-0000065	1,4	6,40 mm	- - -	- - -	14,00 mm	11,00 mm	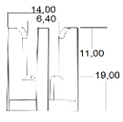	
697	0697-20-06-0000095	1,6	9,80 mm	- - -	- - -	16,00 mm	8,50 mm	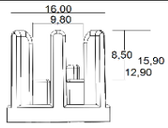	
698	0698-25-03-0000075	1	7,65 mm	- - -	- - -	14,00 mm	12,90 mm	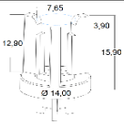	
699	0699-20-04-0000040	1,2	3,70 mm	- - -	13,50 mm	17,50 mm	8,80 mm	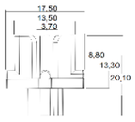	

Pin Nr.:	Artikelnummer	Gewicht in g weight in g	Innenmaß 1 internal dimensions 1	Innenmaß 2 internal dimensions 2	Ausenmaß 1 outer dimension 1	Gesamt Außenmaß total dimension	Bauteil-führung	Bild 1	Bild 2
700	0700-20-11-0000220	0,8	Schutzclip / Protector Pin					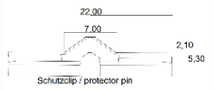	
701	0701-20-04-0000245	2,5	24,50 mm	- - -	- - -	32,00 mm	10,00 mm	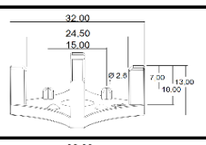	
702	0702-10-04-0000170	3,3	4,00 mm	- - -	17,00 mm	31,00 mm	25,00 mm	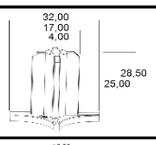	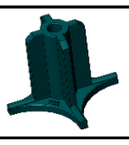
703	0703-10-03-0000042	0,9	- - -	- - -	4,20 mm	19,00 mm	15,00 mm	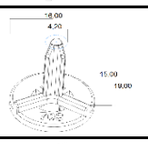	
704	0704-20-08-0000410	7,6	41,00 mm	---	46,00 mm	46,00 mm	16,00 mm	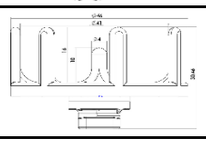	
705	0705-20-04-0000090	1,8	9,00 mm	- - -	- - -	24,00 mm	8,00 mm	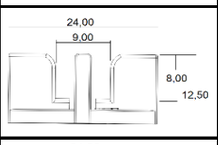	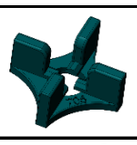
706	0706-10-04-0000210	2,7	- - -	- - -	21,00 mm	24,80 mm	18,00 mm	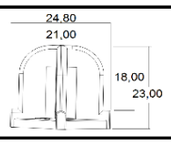	
707	0707-12x12 normal	0,7	Schutzclip / Protector Pin					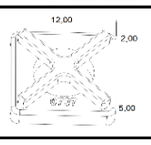	
707	0707-12x12 stift lang	0,7	Schutzclip / Protector Pin					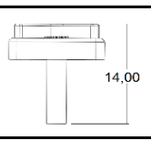	
707	0707-12x12 seite steg	0,7	Schutzclip / Protector Pin						
707	0707-12x12 stift kurz	0,8	Schutzclip / Protector Pin					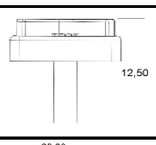	
708	0708-20-04-0000167	3,2	16,70 mm	- - -	8,00 mm	28,00 mm	16,50 mm	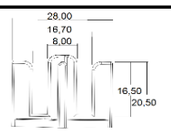	
709	0709-20-11Schn.Vers.	0,9	Special Lock Pin, Spezialverschluss					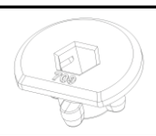	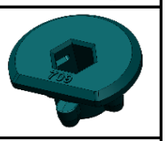
710	0710-20-11Schn.Vers.	1,4	Special Lock Pin, Spezialverschluss					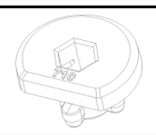	

Pin Nr.:	Artikelnummer	Gewicht in g weight in g	Innenmaß 1 internal dimensions 1	Innenmaß 2 internal dimensions 2	Ausenmaß 1 outer dimension 1	Gesamt Außenmaß total dimension	Bauteil-führung	Bild 1	Bild 2
711	0711-08-15,0-Schutzc.	4,1	Special protect Pin, Schutzkette						
712	0712-03-150 Schutzk.	4,6	Special protect Pin, Schutzkette						
713	0713-08-15,5 Schutzk.	5,9	Special protect Pin, Schutzkette						
714	0714-03-15,5 Schutzk.	6,5	Special protect Pin, Schutzkette					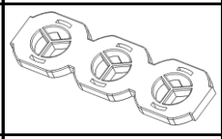	
715	0715-20-04-0000555	13,6	24,00 mm	55,50 mm	32,00 mm	70,00 mm	16,00 mm	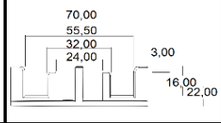	
716	0716-10-04-0000062	1,7	- - -	- - -	6,20 mm	14,00 mm	35,00 mm	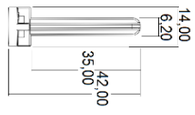	
717	0717-10-04-0000071	1	- - -	- - -	7,10 mm	14,00 mm	25,00 mm	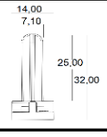	
718	0718-10-04-0000175	4,4	- - -	- - -	17,50 mm	24,50 mm	30,00 mm	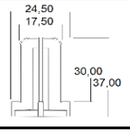	
719	0719-10-04-0000056	1,7	- - -	- - -	5,60 mm	14,00 mm	35,00 mm	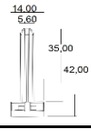	
720	0720-20-04-0000337	6,9	25,40 mm	34,30 mm	- - -	44,30 mm	21,10 mm	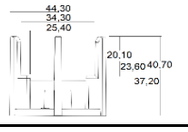	
721	0721-20-11-0000142	4,8	14,40 mm	- - -	- - -	23,80 mm	17,50 mm	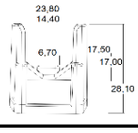	
722	0722-20-11-0000118	2,7	11,90 mm	- - -	- - -	22,00 mm	16,00 mm	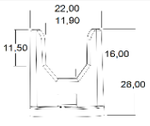	
723	0723-20-04-0000184	3,6	18,40 mm	- - -	8,00 mm	29,00 mm	32,50 mm	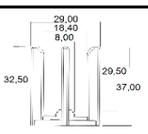	
724	0724-20-03-0000200	3,4	Spezieller Sonder Clip, bitte fordern Sie ein Muster an. very special customer pin, please order samples						

Pin Nr.:	Artikelnummer	Gewicht in g weight in g	Innenmaß 1 internal dimensions 1	Innenmaß 2 internal dimensions 2	Ausenmaß 1 outer dimension 1	Gesamt Außenmaß total dimension	Bauteil-führung	Bild 1	Bild 2
725	0725-10-04-0000165	2,9	- - -	- - -	16,50 mm	23,00 mm	20,00 mm	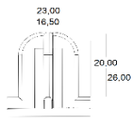	
726	0726-10-04-0000095	1,6	- - -	- - -	9,50 mm	20,00 mm	20,50 mm	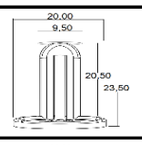	
727	0727-10-04-0000181	4,2	- - -	- - -	18,10 mm	33,80 mm	25,00 mm	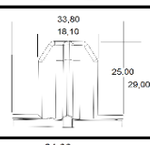	
728	0728-20-04-0000166	2	17,00 mm	- - -	- - -	24,00 mm	17,50 mm	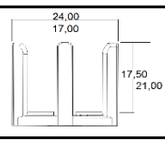	
729	0729-20-04-0000155	3,3	12,50 mm	15,50 mm	- - -	24,00 mm	37,50 mm	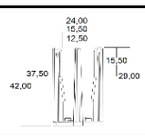	
730	0730-10-04-0000170	5,2	- - -	- - -	17,00 mm	25,00 mm	49,50 mm	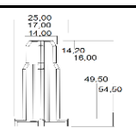	
731	0731-20-11-0000000	4,6	Spezieller Sonder Clip, bitte fordern Sie ein Muster an. very special customer pin, please order samples					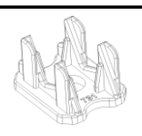	
732	0732-20-04-0000110	1,2	11,45 mm	12,95 mm	- - -	19,10 mm	12,80 mm	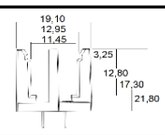	
733	0733-10-04-0000110	2,5	- - -	- - -	10,90 mm	26,20 mm	22,10 mm	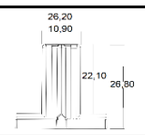	
734	0734-20-11-0000250	4	Spezieller Sonder Clip, bitte fordern Sie ein Muster an. very special customer pin, please order samples						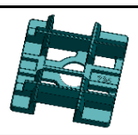
735	0735-10-11-0000060	5,4	30,00 mm	- - -	42,00 mm	45,10 mm	15,50 mm	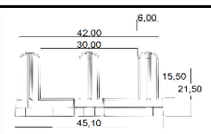	
736	0736-20-04-0000149	1,8	15,00 mm	6,40 mm	- - -	22,11 mm	5,00 mm	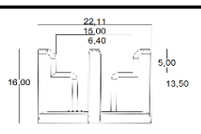	
737	0737-20-02-0000150	2,3	15,00 mm	- - -	24,00 mm	33,00 mm	18,50 mm	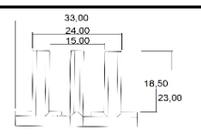	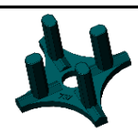
738	0738-20-11-0000077	8,2	Spezieller Sonder Clip, bitte fordern Sie ein Muster an. very special customer pin, please order samples					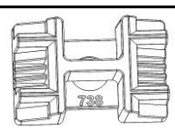	

Pin Nr.:	Artikelnummer	Gewicht in g weight in g	Innenmaß 1 internal dimensions 1	Innenmaß 2 internal dimensions 2	Ausenmaß 1 outer dimension 1	Gesamt Außenmaß total dimension	Bauteil-führung	Bild 1	Bild 2
739	0739-20-10-0000320	1,4	bottom protector pin / Unterseite - Schutzclip					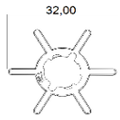	
740	0740-10-04-0000215	7,5	- - -	- - -	21,50 mm	37,10 mm	31,50 mm	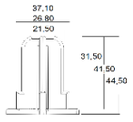	
741	0741-10-01-0000040-22	1,5	- - -	- - -	4,00 mm	20,90 mm	15,00 mm	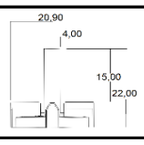	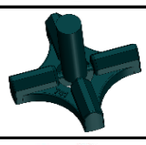
742	0742-20-08-0000410	7,2	41,50 mm	- - -	- - -	45,50 mm	16,00 mm	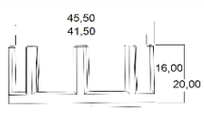	
743	0743-20-11-0000142	2,2	3,70 mm	10,80 mm	- - -	18,00 mm	6,30 mm	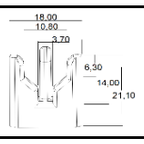	
744	0744-20-11-0000142	4,9	9,90 mm	15,90 mm	- - -	23,20 mm	10,00 mm	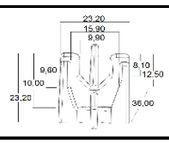	
745	0745-10-01-0000136	2,2	- - -	- - -	10,50 mm	23,20 mm	32,40 mm	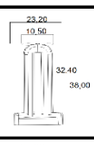	
746	0746-10-01-0000156	2,9	- - -	- - -	15,80 mm	23,30 mm	34,50 mm	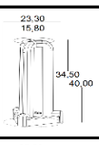	
747	0747-20-04-0000132	2,5	8,00 mm	14,00 mm	- - -	25,20 mm	16,60 mm	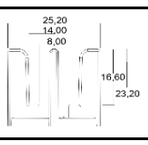	
748	0748-20-04-0000170	3,8	18,00 mm	21,70 mm	- - -	28,20 mm	38,20 mm	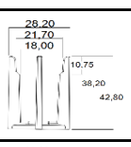	
749	0749-20-04-0000258	5,2	19,00 mm	27,10 mm	- - -	36,20 mm	25,10 mm	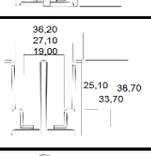	
750	0750-20-11-0000000	7,8	Spezieller Sonder Clip, bitte fordern Sie ein Muster an. very special customer pin, please order samples					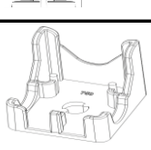	
751	0751-20-04-0000395	6,1	40,80 mm	- - -	- - -	50,30 mm	18,00 mm	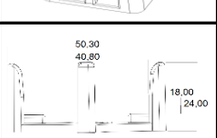	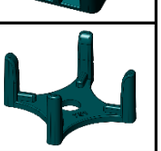
752	0752-20-11-0000231	11,4	37,90 mm	---	22,60 mm	48,50 mm	29,00 mm	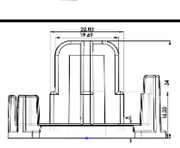	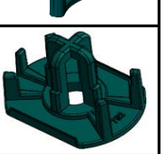

Pin Nr.:	Artikelnummer	Gewicht in g weight in g	Innenmaß 1 internal dimensions 1	Innenmaß 2 internal dimensions 2	Ausenmaß 1 outer dimension 1	Gesamt Außenmaß total dimension	Bauteil-führung	Bild 1	Bild 2
753	0753-20-04-0000175	3,4	17,50 mm	3,90 mm	- - -	25,10 mm	4,50 mm	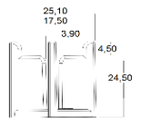	
754	0754-10-11-0000060	4	- - -	- - -	6,00 mm	20,00 mm	46,00 mm	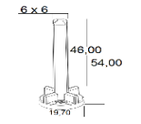	
755	0755-10-11-0000090	7,4	20,50 mm	- - -	- - -	38,50 mm	40,20 mm	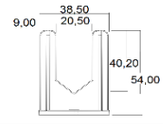	
756	0756-20-11-0000000	2,5	16,45 mm	- - -	- - -	22,00 mm	8,30 mm	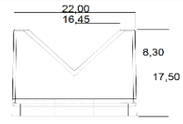	
757	0757-20-04-0000260	4,7	24,50 mm	26,00 mm	- - -	40,00 mm	13,00 mm	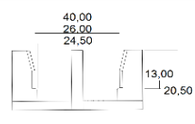	
758	0758-20-11-0000000	18,9	22,50 mm	---	37,50 mm	51,00 mm	83,00 mm	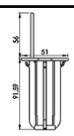	
759	0759-09-15,0-Schutzkette mit Blitz	4,4	Special protect Pin, Schutzkette						
760	0760-10-15,0-Schutzkette mit Blitz	4,9	Special protect Pin, Schutzkette						
761	0761-09-15,0-Schutzkette mit Blitz	4,1	Special protect Pin, Schutzkette						
762	0762-10-15,0-Schutzkette mit Blitz	4,5	Special protect Pin, Schutzkette						
763	0763-09-15,0-Schutzkette mit Brücke	4,6	Special protect Pin, Schutzkette						
764	0764-10-15,0-Schutzkette mit Brücke	5,1	Special protect Pin, Schutzkette						
765	0765-10-03-0000253	3,9	---	---	25,30 mm	35,00 mm	20,00 mm	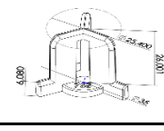	
766	0766-10-04-0000310	9,8	---	---	30,50 mm	41,00 mm	44,00 mm	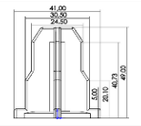	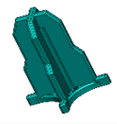

Pin Nr.:	Artikelnummer	Gewicht in g weight in g	Innenmaß 1 internal dimensions 1	Innenmaß 2 internal dimensions 2	Ausenmaß 1 outer dimension 1	Gesamt Außenmaß total dimension	Bauteil-führung	Bild 1	Bild 2
767	0767-20-06-0000641	18,9	66,00 mm	---	---	81,00 mm	37,00 mm	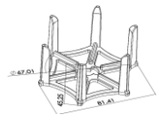	
768	0768-20-04-0000270	8,1	27,00 mm	---	42,00 mm	42,00 mm	40,50 mm	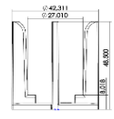	
769	0769-20-04-0000325	8,1	26,70 mm	32,50 mm	45,00 mm	45,00 mm	37,50 mm	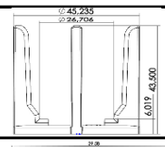	
770	0770-20-11-0000142	3,6	15,00 mm	19,60 mm	---	29,00 mm	14,00 mm	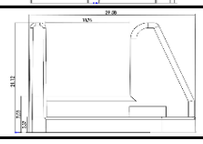	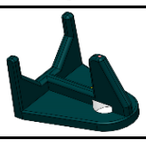
771	0771-10-01-0000045-22	1,9	---	---	4,50 mm	24,00 mm	15,00 mm	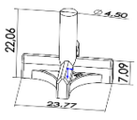	
772	0772-10-01-0000050-22	2	---	---	5,00 mm	24,00 mm	15,00 mm	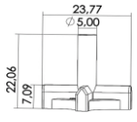	
772	0772-10-01-0000050-32	2,1	---	---	5,00 mm	24,00 mm	25,00 mm	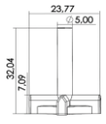	
772	0772-10-01-0000050-50	2,7	---	---	5,00 mm	24,00 mm	43,00 mm		
773	0773-10-04-0000135	5	---	---	13,00 mm	22,00 mm	33,00 mm	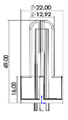	
774	0774-20-04-0000184	2,4	18,5 mm	---	---	28,80 mm	18,00 mm	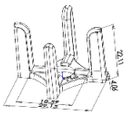	
775	0775-10-04-0000155	3,2	---	---	15,40 mm	33,90 mm	25,00 mm	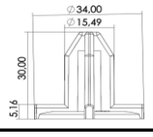	
776	0776-10-01-0000030-27	1,6	---	---	3,00 mm	21,00 mm	19,00 mm	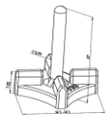	
776	0776-10-01-0000030-56	1,6	---	---	3,00 mm	21,00 mm	48,00 mm		
777	0777-20-08-0000530	8	53,30 mm	---	---	57,80 mm	16,00 mm	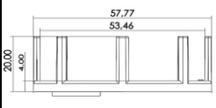	

Pin Nr.:	Artikelnummer	Gewicht in g weight in g	Innenmaß 1 internal dimensions 1	Innenmaß 2 internal dimensions 2	Ausenmaß 1 outer dimension 1	Gesamt Außenmaß total dimension	Bauteil-führung	Bild 1	Bild 2
778	0778-20-08-0000720	10,2	72,30 mm	---	---	77,50 mm	16,00 mm	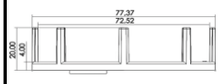	
779	0779-20-11-0000266	6,3	Spezieller Sonder Clip, bitte fordern Sie ein Muster an. very special customer pin, please order samples					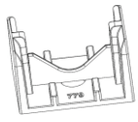	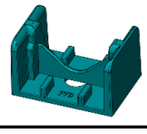
780	0780-20-04-0000128	1,4	12,70 mm	---	---	20,20 mm	12,00 mm	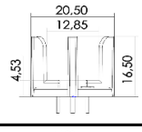	
781	0781-10-04-0000340	8,9	---	---	34,00 mm	64,00 mm	33,00 mm	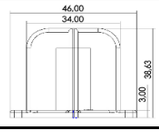	
782	0782-10-04-0000550	4,2	---	---	32,50 mm	45,00 mm	17,00 mm	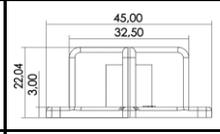	
783	0783-10-04-0000410	6,7	---	---	41,00 mm	50,00 mm	24,00 mm	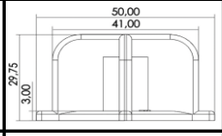	
784	0784-10-04-0000840	8	---	---	59,00 mm	68,00 mm	17,00 mm	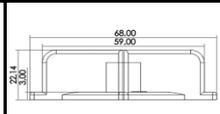	
785	0785-20-06-0000195	3,3	19,90 mm	18,40 mm	- - -	27,20 mm	20,00 mm		
786	0786-20-04-0000079	3,2	8,10 mm	- - -	- - -	18,70 mm	31,00 mm		
787	0787-20-04-0000345	12,5	35,20 mm	31,50 mm	- - -	46,00 mm	30,00 mm		
788	0788-10-04-0000160	3,6	---	---	16,00 mm	32,00 mm	25,00 mm	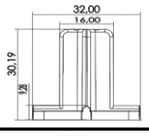	
789	0789-20-04-0000092	1,8	11,20 mm	9,10 mm	5,10 mm	17,00 mm	18,00 mm	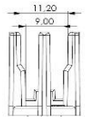	
790	0790-10-01-0000195	3,4	---	---	9,50 mm	22,00 mm	11,50 mm	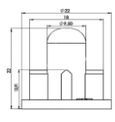	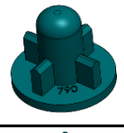
791	0791-20-02-0000900	7,2	Spezieller Sonder Clip, bitte fordern Sie ein Muster an. very special customer pin, please order samples						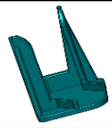

Pin Nr.:	Artikelnummer	Gewicht in g weight in g	Innenmaß 1 internal dimensions 1	Innenmaß 2 internal dimensions 2	Ausenmaß 1 outer dimension 1	Gesamt Außenmaß total dimension	Bauteil-führung	Bild 1	Bild 2
792	0792-20-04-0000750	21	58,30 mm	68,50 mm	---	75,50 mm	25,00 mm	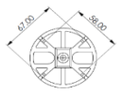	
793	0793-20-04-0000750	24,4	40,00 mm	54,50 mm	66,80 mm	74,60 mm	35,00 mm	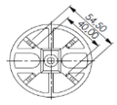	
794	0794-10-04-0000150	3,1	---	---	15,00 mm	32,00 mm	22,00 mm	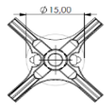	
795	0795-20-10-0000240-Protector	0,7	---	---	---	24,00 mm	---	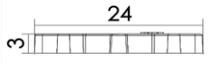	
796	0796-20-11-0000182		Spezieller Sonder Clip, bitte fordern Sie ein Muster an. very special customer pin, please order samples						
797	0797-20-04-0000348	6,9	30,30 mm	34,50 mm	---	44,00 mm	33,50 mm		
798	0798-10-03-0000620	12,2	Spezieller Sonder Clip, bitte fordern Sie ein Muster an. very special customer pin, please order samples						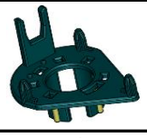
799	0799-20-04-0000387	12,8	38,50 mm	---	22,50 mm	---	50,00 mm	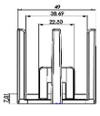	
800	0800-20-11-0000000	1,9	Spezieller Sonder Clip, bitte fordern Sie ein Muster an. very special customer pin, please order samples					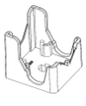	

Pin Nr.:	Artikelnummer	Gewicht in g weight in g	Innenmaß 1 internal dimensions 1	Innenmaß 2 internal dimensions 2	Ausenmaß 1 outer dimension 1	Gesamt Außenmaß total dimension	Bauteil-führung	Bild 1	Bild 2
01A	01A-XX-C049	1,4	8,30 mm	10,30 mm	4,40 mm	22,50 mm	12,50 mm	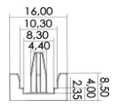	
02A	02A-XX-C049	2,2	10,50 mm	15,50 mm	- - -	24,00 mm	14,50 mm	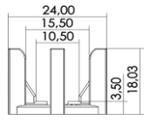	
03A	03A-XX-C049	1	- - -	- - -	7,50 mm	16,00 mm	16,00 mm	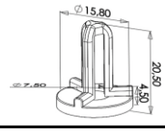	
04A	04A-XX-C047	6,7	- - -	- - -	17,40 mm	26,00 mm	37,00 mm	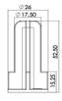	
05A	05A-XX-C047	5,7	12,00 mm	27,00 mm	- - -	39,00 mm	20,50 mm	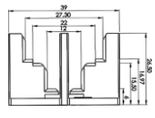	
06A	06A-XX-C050	5,2	Spezieller Sonder Clip, bitte fordern Sie ein Muster an. very special customer pin, please order samples			34,00 mm	23,00 mm	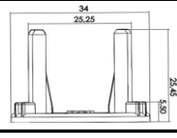	
07A	07A-X1-C051	3,8	- - -	- - -	27,00 mm	32,00 mm	19,00 mm	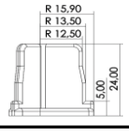	
08A	08A-X1-C051	6,1	- - -	- - -	25,30 mm	32,00 mm	42,00 mm		
09A	09A-X1-C123	3,7	- - -	- - -	6,50 mm	30,00 mm	40,00 mm	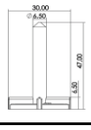	
10A	10A-XX-C054	3,9	32,50 mm	- - -	12,00 mm	43,00 mm	11,00 mm	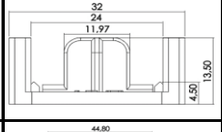	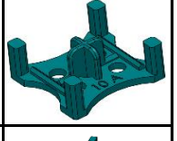
11A	11A-XX-C058	10,2	18,70 mm	- - -	35,60 mm	44,80 mm	36,00 mm	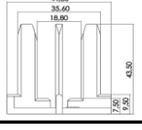	
12A	12A-XX-C063	1,2	7,00 mm	- - -	- - -	13,50 mm	9,00 mm	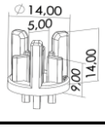	
13A	13A-XX-C058	3	20,50 mm	29,00 mm	33,80 mm	37,00 mm	11,00 mm	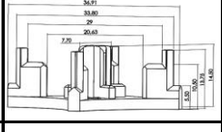	
14A	14A-XX-C058	4,5	38,00 mm	- - -	- - -	46,00 mm	11,00 mm	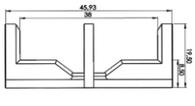	

Pin Nr.:	Artikelnummer	Gewicht in g weight in g	Innenmaß 1 internal dimensions 1	Innenmaß 2 internal dimensions 2	Ausenmaß 1 outer dimension 1	Gesamt Außenmaß total dimension	Bauteil-führung	Bild 1	Bild 2
15A	15A-XX-C058	6,2	14,40 mm	24,40 mm	- - -	30,00 mm	33,50 mm	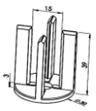	
16A	16A-XX-C060	1,5	12,00 mm	13,60 mm	- - -	21,00 mm	16,00 mm	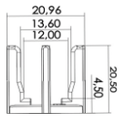	
17A	17A-XX-C059	2,8	14,50 mm	20,00 mm	- - -	28,00 mm	23,50 mm	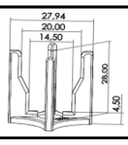	
18A	18A-XX-C087	3,3	13,50 mm	19,50 mm	- - -	30,00 mm	14,00 mm	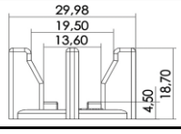	
19A	19A-XX-C059	5,1	Spezieller Sonder Clip, bitte fordern Sie ein Muster an. very special customer pin, please order samples						
20A	20A-XX-C060	3	11,00 mm	28,50 mm	20,00 mm	36,00 mm	8,50 mm	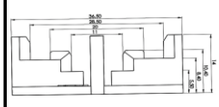	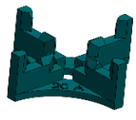
21A	21A-XX-C067	2,1	8,50 mm	9,50 mm	- - -	18,50 mm	19,00 mm	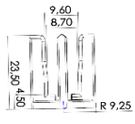	
22A	22A-XX-C067	1,9	12,50 mm	- - -	- - -	24,00 mm	11,00 mm	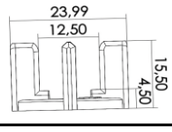	
23A	23A-XX-C062	1,3	8,40 mm	- - -	- - -	15,50 mm	13,50 mm	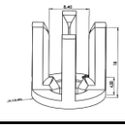	
24A	24A-XX-C062	1,7	13,40 mm	- - -	19,00 mm	21,00 mm	13,00 mm	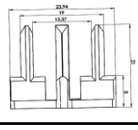	
25A	25A-XX-C056	4,5	- - -	- - -	6,50 mm	30,00 mm	57,50 mm		
26A	26A-XX-C063	5,1	Spezieller Sonder Clip, bitte fordern Sie ein Muster an. very special customer pin, please order samples					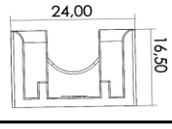	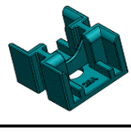
27A	27A-XX-C063	5,8	Spezieller Sonder Clip, bitte fordern Sie ein Muster an. very special customer pin, please order samples					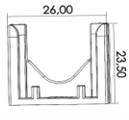	
28A	28A-XX-C056	7,2	Spezieller Sonder Clip, bitte fordern Sie ein Muster an. very special customer pin, please order samples						

Pin Nr.:	Artikelnummer	Gewicht in g weight in g	Innenmaß 1 internal dimensions 1	Innenmaß 2 internal dimensions 2	Ausenmaß 1 outer dimension 1	Gesamt Außenmaß total dimension	Bauteil-führung	Bild 1	Bild 2
29A	29A-XX-C070	5,8	35,00 mm	- - -	- - -	47,00 mm	25,00 mm	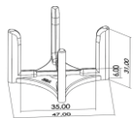	
30A	30A-XX-C076	1	10,80 mm	- - -	- - -	15,80 mm	6,40 mm	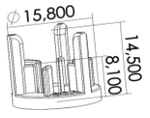	
31A	31A-XX-C075	21,1	50,00 mm	- - -	33,00 mm	58,50 mm	58,00 mm	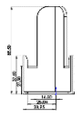	
32A	32A-XX-C070	2	20,50 mm	- - -	- - -	30,00 mm	13,00 mm	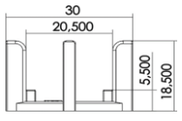	
33A	33A-XX-C070	2,1	9,70 mm	13,00 mm	- - -	22,00 mm	17,00 mm	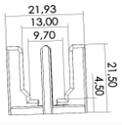	
34A	34A-XX-C082	1,2	10,90 mm	- - -	- - -	18,30 mm	13,50 mm	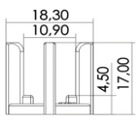	
35A	35A-XX-C082	2,1	14,00 mm	- - -	- - -	22,00 mm	13,50 mm		
36A	36A-XX-C076	3,3	17,40 mm	23,00 mm	- - -	34,00 mm	17,50 mm	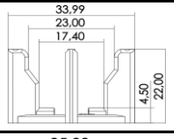	
37A	37A-XX-C076	1,4	7,30 mm	- - -	19,00 mm	25,00 mm	9,70 mm	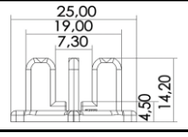	
38A	38A-XX-C079	6,9	Spezieller Sonder Clip, bitte fordern Sie ein Muster an. very special customer pin, please order samples					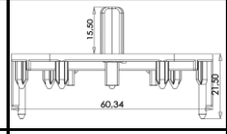	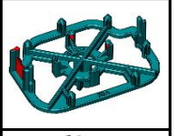
39A	39A-XX-C079	1,4	- - -	- - -	6,60 mm	15,00 mm	14,00 mm	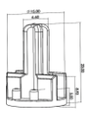	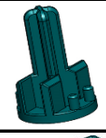
40A	40A-XX-C083	18,6	Spezieller Sonder Clip, bitte fordern Sie ein Muster an. very special customer pin, please order samples					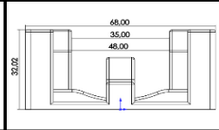	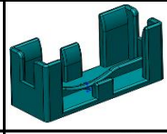
41A	41A-XX-C083	5,7	Spezieller Sonder Clip, bitte fordern Sie ein Muster an. very special customer pin, please order samples					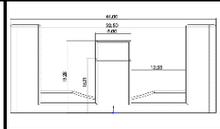	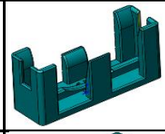
42A	42A-XX-C083	4,8	Spezieller Sonder Clip, bitte fordern Sie ein Muster an. very special customer pin, please order samples					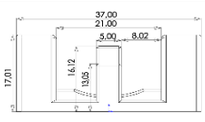	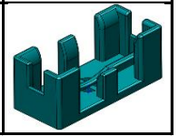

Pin Nr.:	Artikelnummer	Gewicht in g weight in g	Innenmaß 1 internal dimensions 1	Innenmaß 2 internal dimensions 2	Ausenmaß 1 outer dimension 1	Gesamt Außenmaß total dimension	Bauteil-führung	Bild 1	Bild 2
43A	43A-XX-C083	2,9	9,50 mm	12,50 mm	- - -	16,00 mm	19,20 mm	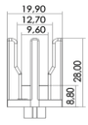	
44A	44A-XX-C079	3,2	6,40 mm	- - -	- - -	21,00 mm	21,50 mm		
45A	45A-XX-C079	2,4	- - -	- - -	15,50 mm	29,00 mm	18,00 mm	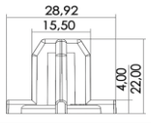	
46A	46A-XX-C084	5,3	Spezieller Sonder Clip, bitte fordern Sie ein Muster an. very special customer pin, please order samples					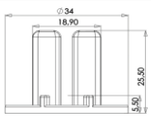	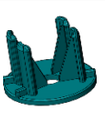
47A	47A-XX-C084	2,3	6,50 mm	- - -	- - -	16,70 mm	25,00 mm	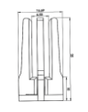	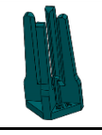
48A	48A-XX-C085	5,7	8,80 mm	- - -	- - -	22,00 mm	19,50 mm	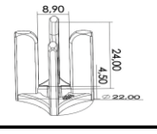	
49A	49A-XX-C086	5,3	6,50 mm	14,50 mm	- - -	23,00 mm	41,50 mm	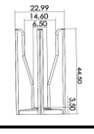	
50A	50A-XX-C084	5,7	Spezieller Sonder Clip, bitte fordern Sie ein Muster an. very special customer pin, please order samples					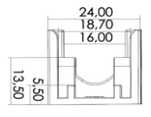	
51A	51A-XX-C084	1,6	20,50 mm	- - -	- - -	30,00 mm	3,90 mm	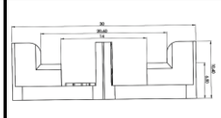	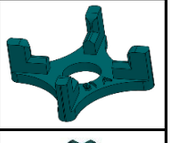
52A	52A-XX-C130	20	- - -	- - -	31,50 mm	45,90 mm	63,50 mm		
53A	53A-XX-C075	27,1	Spezieller Sonder Clip, bitte fordern Sie ein Muster an. very special customer pin, please order samples					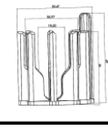	
54A	54A-XX-C075	31,9	Spezieller Sonder Clip, bitte fordern Sie ein Muster an. very special customer pin, please order samples					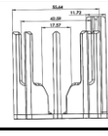	
55A	55A-XX-C088	6,1	- - -	- - -	11,50 mm	22,00 mm	90,50 mm		
56A	56A-XX-C087	2,3	21,80 mm	- - -	- - -	33,00 mm	14,00 mm	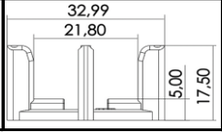	

Pin Nr.:	Artikelnummer	Gewicht in g weight in g	Innenmaß 1 internal dimensions 1	Innenmaß 2 internal dimensions 2	Ausenmaß 1 outer dimension 1	Gesamt Außenmaß total dimension	Bauteil-führung	Bild 1	Bild 2
57A	57A-XX-C090	6,6	Spezieller Sonder Clip, bitte fordern Sie ein Muster an. very special customer pin, please order samples					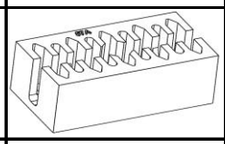	
58A	58A-XX-C086	7,5	- - -	- - -	10,80 mm	25,00 mm	56,00 mm	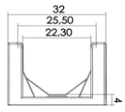	
59A	59A-XX-C090	9,8	15,00 mm	43,50 mm	23,80 mm	53,00 mm	30,00 mm	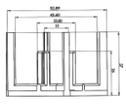	
60A									
61A	61A-XX-C091	3,7	19,25 mm	- - -	- - -	28,00 mm	22,50 mm	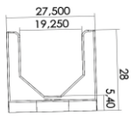	
62A	62A-XX-C092	15,1	- - -	- - -	22,00 mm	35,00 mm	47,00 mm		
63A	63A-XX-C093	27,5	- - -	- - -	22,00 mm	35,00 mm	92,00 mm		
64A	64A-XX-C086	6,9	25,50 mm	- - -	- - -	38,00 mm	19,10 mm	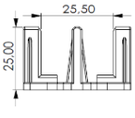	
65A	65A-XX-C090	3,7	16,50 mm	- - -	- - -	24,00 mm	36,00 mm	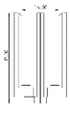	
66A	66A-XX-C093	24	- - -	- - -	20,00 mm	44,00 mm	115,50 mm	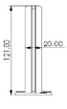	
67A	67A-XX-C086	3	- - -	- - -	13,00 mm	27,80 mm	22,20 mm	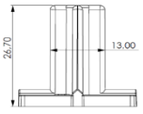	
68A	68A-XX-C096	3,6	18,50 mm	- - -	- - -	28,00 mm	25,00 mm	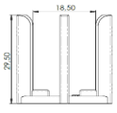	
69A	69A-XX-C086	3,8	21,20 mm	17,20 mm	9,60 mm	30,00 mm	11,50 mm	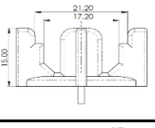	
70A	70A-XX-C096	15,7	Spezieller Sonder Clip, bitte fordern Sie ein Muster an. very special customer pin, please order samples					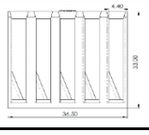	

Pin Nr.:	Artikelnummer	Gewicht in g weight in g	Innenmaß 1 internal dimensions 1	Innenmaß 2 internal dimensions 2	Ausenmaß 1 outer dimension 1	Gesamt Außenmaß total dimension	Bauteil-führung	Bild 1	Bild 2
71A	71A-XX-C111	12	Spezieller Sonder Clip, bitte fordern Sie ein Muster an. very special customer pin, please order samples					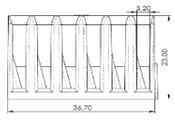	
72A	72A-XX-C095	4,9	14,50 mm	- - -	6,70 mm	29,00 mm	32,00 mm	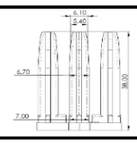	
73A	73A-XX-C095	4,5	14,50 mm	- - -	8,50 mm	31,00 mm	27,00 mm	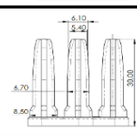	
74A	74A-XX-C075	21,7	Spezieller Sonder Clip, bitte fordern Sie ein Muster an. very special customer pin, please order samples					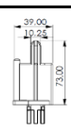	
75A	75A-XX-C095	2,7	18,50 mm	- - -	- - -	24,50 mm	7,00m	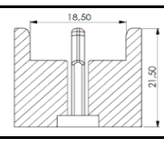	
76A	76A-XX-C091	1,9	10,30 mm	- - -	- - -	15,50 mm	5,30 mm	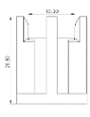	
77A	77A-XX-C091	1,2	11,20 mm	- - -	- - -	17,50 mm	11,00 mm	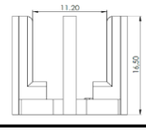	
78A	78A-XX-C096	3,8	28,00 mm	22,00 mm	- - -	34,00 mm	23,00 mm	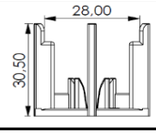	
79A	79A-XX-C099	2,2	15,50 mm	- - -	- - -	24,00 mm	19,00 mm	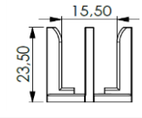	
80A	80A-XX-C099	1,9	16,60 mm	- - -	- - -	26,00 mm	16,50 mm	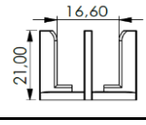	
81A	81A-XX-C101	10,8	Spezieller Sonder Clip, bitte fordern Sie ein Muster an. very special customer pin, please order samples					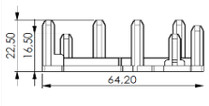	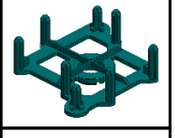
82A	82A-XX-C099	2	12,50 mm	6,00 mm	- - -	17,50 mm	25,00 mm	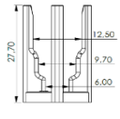	
83A	83A-XX-C103	8,2	Spezieller Sonder Clip, bitte fordern Sie ein Muster an. very special customer pin, please order samples					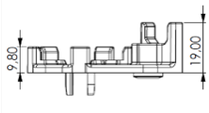	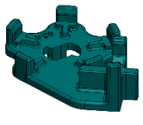
84A	84A-XX-C104	4	Spezieller Sonder Clip, bitte fordern Sie ein Muster an. very special customer pin, please order samples					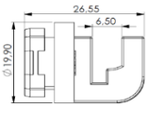	

Pin Nr.:	Artikelnummer	Gewicht in g weight in g	Innenmaß 1 internal dimensions 1	Innenmaß 2 internal dimensions 2	Ausenmaß 1 outer dimension 1	Gesamt Außenmaß total dimension	Bauteil-führung	Bild 1	Bild 2
85A	85A-XX-C099	2	12,90 mm	- - -	- - -	20,00 mm	15,00 mm	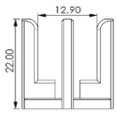	
86A	86A-XX-C093	16,1	Spezieller Sonder Clip, bitte fordern Sie ein Muster an. very special customer pin, please order samples						
87A	87A-XX-C104	1,3	Spezieller Sonder Clip, bitte fordern Sie ein Muster an. very special customer pin, please order samples					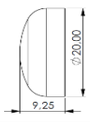	
88A	88A-XX-C107	4,5	- - -	- - -	10,00 mm	25,00 mm	40,00 mm	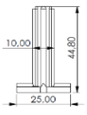	
89A	89A-XX-C107	15,9	Spezieller Sonder Clip, bitte fordern Sie ein Muster an. very special customer pin, please order samples					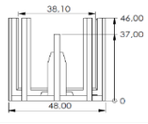	
90A	90A-XX-C107	22,7	Spezieller Sonder Clip, bitte fordern Sie ein Muster an. very special customer pin, please order samples					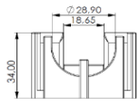	
91A	91A-XX-C108	6,7	35,40 mm	33,60 mm	18,10 mm	45,40 mm	32,00 mm	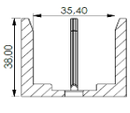	
92A	92A-XX-C108	4,4	23,50 mm	- - -	- - -	33,50 mm	30,00 mm	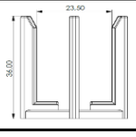	
93A	93A-XX-C107	13,2	56,30 mm	41,00 mm	- - -	68,00 mm	35,00 mm	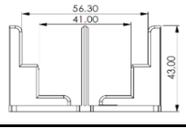	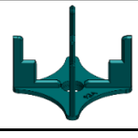
94A	94A-XX-C075	9	21,80 mm	- - -	13,40 mm	35,00 mm	76,50 mm	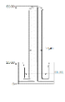	
95A	95A-XX-C109	9,4	13,00 mm	- - -	27,60 mm	36,00 mm	48,50 mm		
96A	96A-XX-C108	3,9	- - -	- - -	11,90 mm	29,80 mm	39,00 mm		
97A	97A-XX-C110	9,8	Spezieller Sonder Clip, bitte fordern Sie ein Muster an. very special customer pin, please order samples					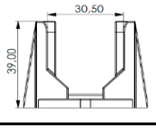	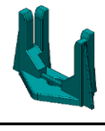
98A	98A-XX-C110	11,8	Spezieller Sonder Clip, bitte fordern Sie ein Muster an. very special customer pin, please order samples					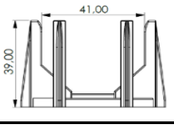	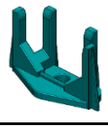

Pin Nr.:	Artikelnummer	Gewicht in g weight in g	Innenmaß 1 internal dimensions 1	Innenmaß 2 internal dimensions 2	Ausenmaß 1 outer dimension 1	Gesamt Außenmaß total dimension	Bauteil-führung	Bild 1	Bild 2
99A	99A-XX-C112	3,3	- - -	- - -	6,50 mm	28,00 mm	51,00 mm	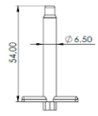	
100A	100A-XX-C112	8,9	- - -	- - -	24,60 mm	- - -	51,00 mm		
101A	101A-XX-C112	3,9	- - -	- - -	12,00 mm	15,00 mm	48,50 mm	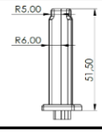	
102A	102A-XX-C112	3,5	- - -	- - -	10,30 mm	15,00 mm	48,50 mm		
01B	01B-XX-C060	3,6	21,50 mm	- - -	- - -	29,60 mm	25,00 mm	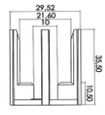	
02B	02B-XX-C062	6	Spezieller Sonder Clip, bitte fordern Sie ein Muster an. very special customer pin, please order samples					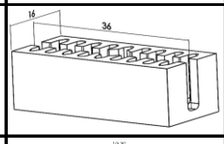	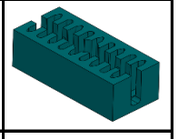
03B	03B-XX-C101	6,4	Spezieller Sonder Clip, bitte fordern Sie ein Muster an. very special customer pin, please order samples					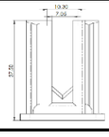	
04B	04B-XX-C101	6,4	Spezieller Sonder Clip, bitte fordern Sie ein Muster an. very special customer pin, please order samples						
05B	05B-XX-C114	11,8	Spezieller Sonder Clip, bitte fordern Sie ein Muster an. very special customer pin, please order samples					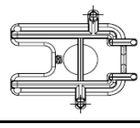	
06B	06B-XX-C111	6,3	- - -	- - -	21,00 mm	51,00 mm	22,50 mm	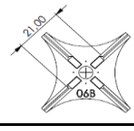	
07B	07B-XX-C116	14,4	Spezieller Sonder Clip, bitte fordern Sie ein Muster an. very special customer pin, please order samples					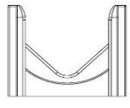	
08B	08B-XX-C113	7,9	36,50 mm	- - -	- - -	47,50 mm	26,50 mm		
09B	09B-XX-C109	10,7	44,80 mm	41,50 mm	- - -	55,00 mm	33,00 mm	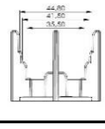	
10B									

Pin Nr.:	Artikelnummer	Gewicht in g weight in g	Innenmaß 1 internal dimensions 1	Innenmaß 2 internal dimensions 2	Ausenmaß 1 outer dimension 1	Gesamt Außenmaß total dimension	Bauteil-führung	Bild 1	Bild 2
11B	11B-XX-C054	7,9	21,00 mm	- - -	33,00 mm	41,00 mm	45,00 mm	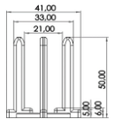	
12B	12B-XX-C054	8,8	17,00 mm	33,40 mm	- - -	42,50 mm	38,50 mm	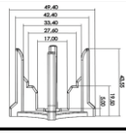	
13B	13B-XX-C056	6,7	- - -	- - -	12,50 mm	24,50 mm	61,50 mm	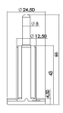	
14B	14B-XX-C054	3,8	10,00 mm	19,40 mm	- - -	30,00 mm	18,50 mm	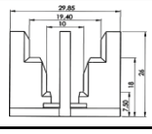	
15B	15B-XX-C111	3,2	30,50 mm	9,00 mm	- - -	37,40 mm	7,00 mm	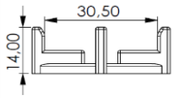	
16B	16B-XX-C113	20,3	Spezieller Sonder Clip, bitte fordern Sie ein Muster an. very special customer pin, please order samples					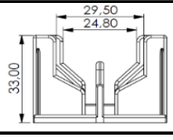	
17B	17B-XX-C113	2	10,00 mm	- - -	- - -	25,00 mm	20,50 mm	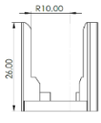	
18B	18B-XX-C118	4,4	23,40 mm	- - -	- - -	28,20 mm	22,00 mm		
19B	19B-XX-C118	5,6	33,80 mm	- - -	- - -	37,50 mm	19,00 mm		
20B	20B-XX-C118	7,6	34,80 mm	- - -	- - -	39,80 mm	22,90 mm		
21B	21B-XX-C118	5,3	33,20 mm	- - -	- - -	37,00 mm	17,00 mm		
22B	22B-XX-C111	12,8	Spezieller Sonder Clip, bitte fordern Sie ein Muster an. very special customer pin, please order samples					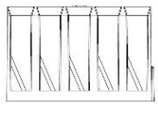	
23B	23B-XX-C119	12,9	Spezieller Sonder Clip, bitte fordern Sie ein Muster an. very special customer pin, please order samples						
24B	24B-XX-C119	7,2	Spezieller Sonder Clip, bitte fordern Sie ein Muster an. very special customer pin, please order samples					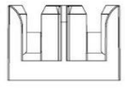	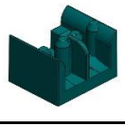

Pin Nr.:	Artikelnummer	Gewicht in g weight in g	Innenmaß 1 internal dimensions 1	Innenmaß 2 internal dimensions 2	Ausenmaß 1 outer dimension 1	Gesamt Außenmaß total dimension	Bauteil-führung	Bild 1	Bild 2
25B	25B-XX-C088	12,5	- - -	- - -	27,20 mm	34,00 mm	63,50 mm		
26B	26B-XX-C122	15,3	Spezieller Sonder Clip, bitte fordern Sie ein Muster an. very special customer pin, please order samples					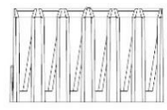	
27B	27B-XX-C122	9,7	Spezieller Sonder Clip, bitte fordern Sie ein Muster an. very special customer pin, please order samples					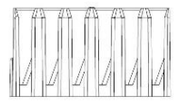	
28B	28B-XX-C122	14,2	Spezieller Sonder Clip, bitte fordern Sie ein Muster an. very special customer pin, please order samples					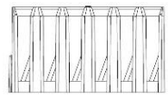	
29B	29B-XX-C122	13,3	Spezieller Sonder Clip, bitte fordern Sie ein Muster an. very special customer pin, please order samples					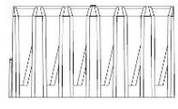	
30B	30B-XX-C123	9,9	Spezieller Sonder Clip, bitte fordern Sie ein Muster an. very special customer pin, please order samples						
31B	31B-XX-C123	17,7	Spezieller Sonder Clip, bitte fordern Sie ein Muster an. very special customer pin, please order samples					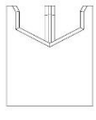	
32B	32B-XX-C124	25	Spezieller Sonder Clip, bitte fordern Sie ein Muster an. very special customer pin, please order samples					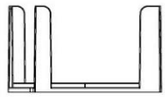	
33B	33B-XX-C123	9,6	Spezieller Sonder Clip, bitte fordern Sie ein Muster an. very special customer pin, please order samples						
34B	34B-XX-C100	20,9	- - -	- - -	35,25 mm	54,75 mm	45,00 mm	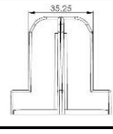	
35B	35B-XX-C131	22,3	- - -	- - -	55,20 mm	57,70 mm	56,00 mm		
36B	36B-XX-C131	15	Spezieller Sonder Clip, bitte fordern Sie ein Muster an. very special customer pin, please order samples					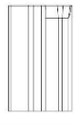	
37B	37B-XX-C116	12,4	Spezieller Sonder Clip, bitte fordern Sie ein Muster an. very special customer pin, please order samples					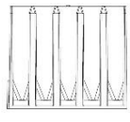	
38B	38B-XX-C116	13,7	Spezieller Sonder Clip, bitte fordern Sie ein Muster an. very special customer pin, please order samples						

Pin Nr.:	Artikelnummer	Gewicht in g weight in g	Innenmaß 1 internal dimensions 1	Innenmaß 2 internal dimensions 2	Ausenmaß 1 outer dimension 1	Gesamt Außenmaß total dimension	Bauteil-führung	Bild 1	Bild 2
39B	39B-XX-C126	7,4	- - -	- - -	41,30 mm	46,00 mm	24,00 mm	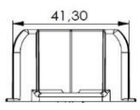	
40B	40B-XX-C126	23,8	- - -	- - -	79,50 mm	88,00 mm	35,50 mm	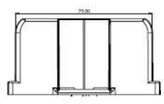	
41B	41B-XX-C126	5,8	- - -	- - -	33,60 mm	40,00 mm	20,00 mm	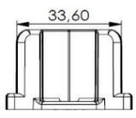	
42B									
43B									
44B									
45B									
46B									
47B									
48B									
49B									
50B									
51B									
52B									

Pin Nr.:	Artikelnummer	Gewicht in g weight in g	Innenmaß 1 internal dimensions 1	Innenmaß 2 internal dimensions 2	Ausenmaß 1 outer dimension 1	Gesamt Außenmaß total dimension	Bauteil-führung	Bild 1	Bild 2
01K	**Korbclip** 0001K-20-04-0000430	10,1	Spezieller Sonder Clip, bitte fordern Sie ein Muster an. very special customer pin, please order samples					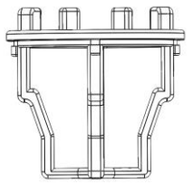	
02K	**Korbclip** 0002K-20-04-0000080	1	Spezieller Sonder Clip, bitte fordern Sie ein Muster an. very special customer pin, please order samples					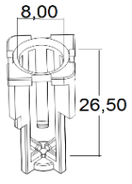	
03K	**Korbclip** 0003K-20-04-0000080	0,6	Spezieller Sonder Clip, bitte fordern Sie ein Muster an. very special customer pin, please order samples					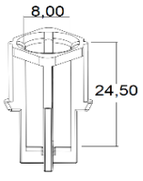	
04K	**Korbclip** 0004K-20-04-0000235	4,1	Spezieller Sonder Clip, bitte fordern Sie ein Muster an. very special customer pin, please order samples					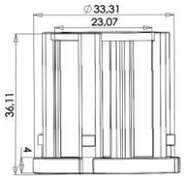	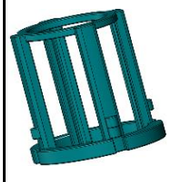
05K	**Korbclip** 0005K-20-04-0000260	24,9	Spezieller Sonder Clip, bitte fordern Sie ein Muster an. very special customer pin, please order samples					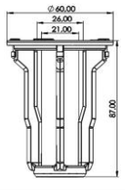	
06K	**Korbclip** 0006K-20-04-0000310	19,5	Spezieller Sonder Clip, bitte fordern Sie ein Muster an. very special customer pin, please order samples					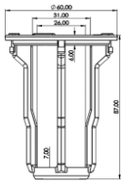	
07K	**Korbclip** 0007K-20-04-0000210	29,3	Spezieller Sonder Clip, bitte fordern Sie ein Muster an. very special customer pin, please order samples					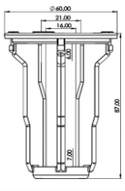	
08K	**Korbclip** 0008K-20-04-0000191	6,1	Spezieller Sonder Clip, bitte fordern Sie ein Muster an. very special customer pin, please order samples					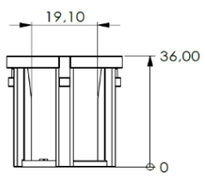	
09K	**Korbclip** 0009K-20-04-0000145	4,6	Spezieller Sonder Clip, bitte fordern Sie ein Muster an. very special customer pin, please order samples					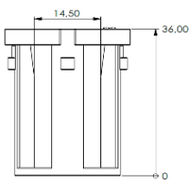	

Pin Nr.:	Artikelnummer	Gewicht in g weight in g	Innenmaß 1 internal dimensions 1	Innenmaß 2 internal dimensions 2	Ausenmaß 1 outer dimension 1	Gesamt Außenmaß total dimension	Bauteil-führung	Bild 1	Bild 2
10K	**Korbclip** 0010K-20-04-0000220	7,2	Spezieller Sonder Clip, bitte fordern Sie ein Muster an. very special customer pin, please order samples					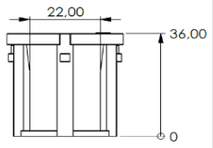	
11K	**Korbclip** 0011K-20-04-0000200	8,3	Spezieller Sonder Clip, bitte fordern Sie ein Muster an. very special customer pin, please order samples					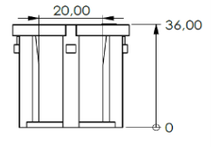	
12K	**Korbclip** 0012K-20-04-0000191	6,3	Spezieller Sonder Clip, bitte fordern Sie ein Muster an. very special customer pin, please order samples					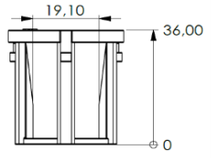	
13K	**Korbclip** 0013K-20-04-0000151	8,9	Spezieller Sonder Clip, bitte fordern Sie ein Muster an. very special customer pin, please order samples					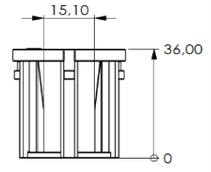	
14K	**Korbclip** 0014K-20-04-0000470	6,3	Spezieller Sonder Clip, bitte fordern Sie ein Muster an. very special customer pin, please order samples					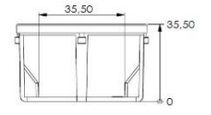	
01L	**Lochclip** 0001L-10-04-0000080	5,2	Spezieller Sonder Clip, bitte fordern Sie ein Muster an. very special customer pin, please order samples						

Pin Nr.:	Artikelnummer	Gewicht in g weight in g	Innenmaß 1 internal dimensions 1	Innenmaß 2 internal dimensions 2	Ausenmaß 1 outer dimension 1	Gesamt Außenmaß total dimension	Bauteil-führung	Bild 1	Bild 2
01N	**Nestclip** 0001N-25-04-0000143	8,4	14,30 mm	- - -	- - -	- - -	74,50 mm	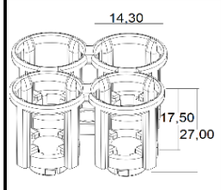	
02N	**Nestclip** 0002N-25-04-0000078	5,6	7,80 mm	- - -	- - -	- - -	28,00 mm	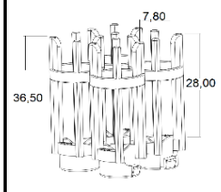	
03N	**Nestclip** 0003N-25-04-0000064	9,6	6,40 mm	- - -	- - -	- - -	46,00 mm	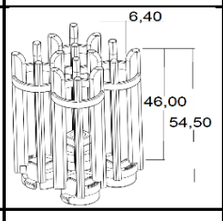	
04N	**Nestclip** 0004N-25-04-0000143	6,1	14,30 mm	- - -	- - -	- - -	21,00 mm	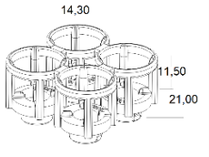	
05N	**Nestclip** 0005N-25-04-0000220	20	22,00 mm	- - -	- - -	- - -	48,00 mm	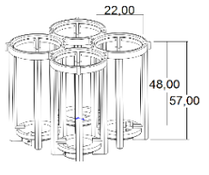	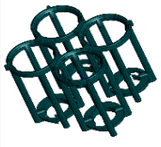
06N	**Nestclip** 0006N-25-04-0000077	8,9	7,70 mm	- - -	- - -	23,80 mm	46,00 mm	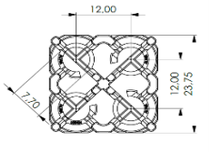	
7N	**Nestclip** 0007N-25-04-0000160	6,7	16,00 mm	- - -	- - -	50,25 mm	7,50 mm	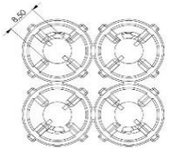	
8N	**Nestclip** 0008N-25-04-0000140	7,3	14,00 mm	- - -	- - -	55,60 mm	13,00 mm	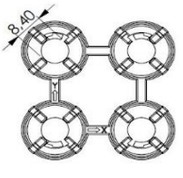	

Pin Nr.:	Artikelnummer	Gewicht in g weight in g	Innenmaß 1 internal dimensions 1	Innenmaß 2 internal dimensions 2	Ausenmaß 1 outer dimension 1	Gesamt Außenmaß total dimension	Bauteil-führung	Bild 1	Bild 2
01R	**Ringclip** 0001R-25-04-0000305	11,9	30,50 mm	- - -	- - -	39,50 mm	65,00 mm	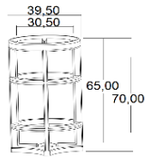	
02R	**Ringclip** 0002R-25-04-0000305	5,6	8,00 mm	- - -	- - -	17,50 mm	65,00 mm	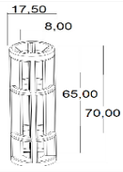	
03R	**Ringclip** 0003R-25-04-0000030	7,6	3,00 mm	- - -	- - -	17,50 mm	67,00 mm	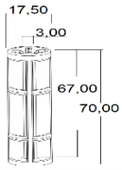	
04R	**Ringclip** 0004R-25-04-0000058	6,8	5,80 mm	- - -	- - -	17,50 mm	65,00 mm	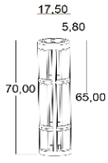	
05R	**Ringclip** 0005R-25-04-0000105	4,7	10,50 mm	- - -	- - -	17,50 mm	65,00 mm	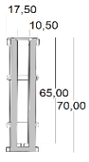	
06R	**Ringclip** 0006R-25-04-0000250	5,1	23,70 mm	25,00 mm	16,00 mm	32,80 mm	24,20 mm	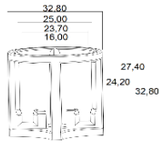	
07R	**Ringclip** 0007R-25-04-0000032	4,5	3,20 mm	- - -	- - -	17,50 mm	33,00 mm	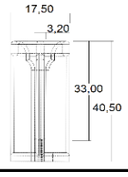	
08R	**Ringclip** 0008R-25-04-0000147	5,3	14,70 mm	- - -	- - -	27,20 mm	45,00 mm	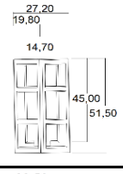	
09R	**Ringclip** 0009R-25-04-0000210	16	21,00 mm	- - -	- - -	39,50 mm	62,50 mm	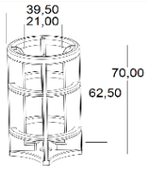	
10R	**Ringclip** 0010R-25-04-0000100	2,7	10,00 mm	- - -	- - -	16,80 mm	32,00 mm	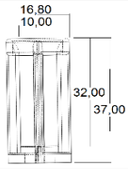	

Pin Nr.:	Artikelnummer	Gewicht in g weight in g	Innenmaß 1 internal dimensions 1	Innenmaß 2 internal dimensions 2	Ausenmaß 1 outer dimension 1	Gesamt Außenmaß total dimension	Bauteil-führung	Bild 1	Bild 2
11R	**Ringclip** 0011R-25-04-0000106	3,6	10,40 mm	- - -	- - -	17,50 mm	33,80 mm	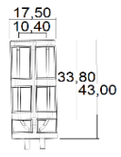	
12R	**Ringclip** 0012R-25-04-0000205	7,7	14,40 mm	- - -	- - -	27,50 mm	59,50 mm	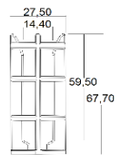	
13R	**Ringclip** 0012R-25-04-0000205	7	31,50 mm	- - -	- - -	35,50 mm	52,00 mm	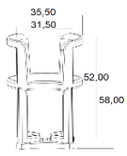	
14R	**Ringclip** 0014R-25-04-0000143	2	14,30 mm	- - -	- - -	19,50 mm	17,50 mm	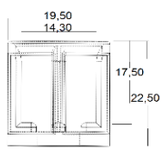	
15R	**Ringclip** 0015R-25-04-0000143	2,3	8,50 mm	18,00 mm	- - -	22,00 mm	30,50 mm	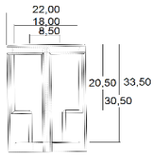	
16R	**Ringclip** 0016R-25-04-0000430	5,9	26,50 mm	43,00 mm	- - -	48,00 mm	25,00 mm	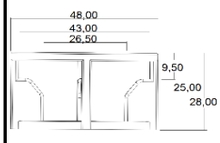	
17R	**Ringclip** 0017R-25-04-0000063	2,3	6,20 mm	8,50 mm	---	15,50 mm	23,00 mm	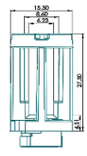	
18R	**Ringclip** 0018R-20-04-0000065	2,2	6,50 mm	- - -	- - -	16,00 mm	30,50 mm	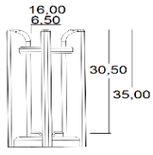	
19R	**Ringclip** 0019R-20-04-0000222	4,2	22,20 mm	- - -	- - -	29,60 mm	30,00 mm	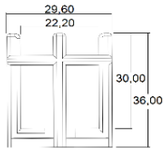	
20R	**Ringclip** 0020R-25-04-0000135	2,4	13,50 mm	- - -	- - -	19,50 mm	62,50 mm	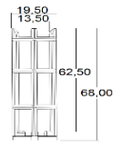	
21R	**Ringclip** 0021R-25-04-0000174	4,8	16,60 mm	17,40 mm	- - -	24,80 mm	43,10 mm	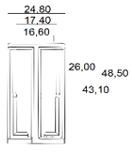	

Pin Nr.:	Artikelnummer	Gewicht in g weight in g	Innenmaß 1 internal dimensions 1	Innenmaß 2 internal dimensions 2	Ausenmaß 1 outer dimension 1	Gesamt Außenmaß total dimension	Bauteil-führung	Bild 1	Bild 2
22R	**Ringclip** 0022R-25-04-0000184	3,9	18,40 mm	20,60 mm	- - -	28,80 mm	25,00 mm	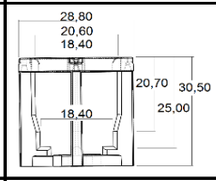	
23R	**Ringclip** 0023R-25-04-0000038	7,7	3,80 mm	- - -	- - -	17,50 mm	67,00 mm	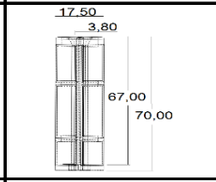	
24R	**Ringclip** 0024R-25-04-0000292	4,6	30,20 mm	- - -	- - -	35,50 mm	24,00 mm	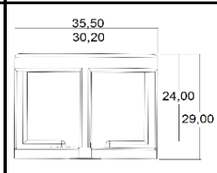	
25R	**Ringclip** 0025R-25-04-0000074	1,2	7,40 mm	- - -	- - -	14,00 mm	20,50 mm	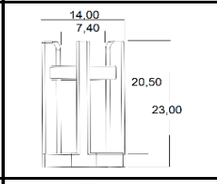	
26R	**Ringclip** 0026R-25-04-0000060	1,4	6,00 mm	- - -	- - -	13,50 mm	20,00 mm	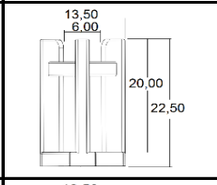	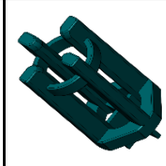
27R	**Ringclip** 0027R-20-04-0000135	3	11,50 mm	13,50 mm	- - -	18,50 mm	41,30 mm	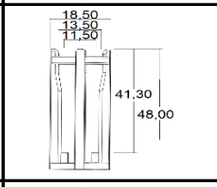	
28R	**Ringclip** 0028R-25-04-0000248	3,4	24,00 mm	24,80 mm	- - -	29,50 mm	37,50 mm	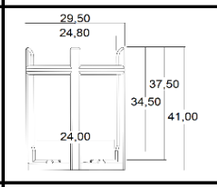	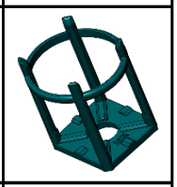
29R	**Ringclip** 0029R-20-04-0000085	1,1	8,50 mm	- - -	- - -	16,50 mm	25,50 mm	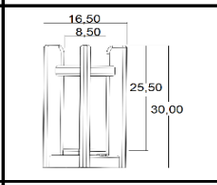	
30R	**Ringclip** 0030R-25-04-0000034	3	1,00 mm	3,20 mm	- - -	17,50 mm	23,50 mm	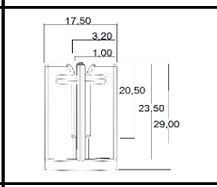	
31R	**Ringclip** 0031R-25-04-0000125	2,3	12,50 mm	- - -	- - -	19,80 mm	28,00 mm	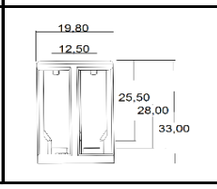	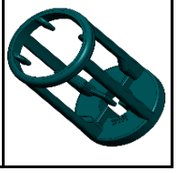

Pin Nr.:	Artikelnummer	Gewicht in g weight in g	Innenmaß 1 internal dimensions 1	Innenmaß 2 internal dimensions 2	Ausenmaß 1 outer dimension 1	Gesamt Außenmaß total dimension	Bauteil-führung	Bild 1	Bild 2
32R	**Ringclip** 0032R-25-04-0000415	9	30,00 mm	41,50 mm	15,50 mm	47,00 mm	59,50 mm	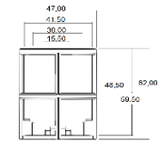	
33R	**Ringclip** 0033R-25-04-0000220	3,9	18,50 mm	- - -	- - -	30,00 mm	16,50 mm		
34R	**Ringclip** 0034-25-04-0000174	4,3	24,80 mm	- - -	- - -	29,50 mm	31,50 mm	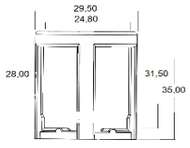	
35R	**Ringclip** 0035R-20-04-0000222	4,4	9,00 mm	- - -	- - -	29,60 mm	33,00 mm	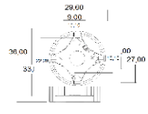	
36R	**Ringclip** 0036R-25-04-0000205	7,9	20,50 mm	- - -	- - -	29,00 mm	70,00 mm	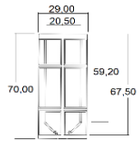	
37R	**Ringclip** 0037R-20-04-0000039	6,7	16,50 mm	- - -	32,60 mm	40,10 mm	28,50 mm	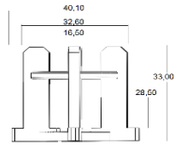	
38R	**Ringclip** 0038R-20-04-0000039	4,2	13,20 mm	36,30 mm	28,70 mm	39,20 mm	18,50 mm	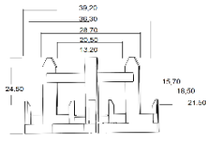	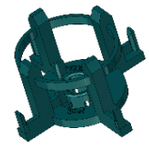
39R	**Ringclip** 0039R-20-04-0000039	5,9	17,50 mm	- - -	31,60 mm	41,00 mm	20,60 mm	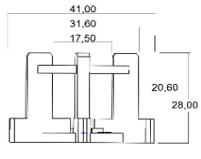	
40R	**Ringclip** 0040R-20-04-0000144	2,3	7,50 mm	- - -	- - -	16,60 mm	35,50 mm	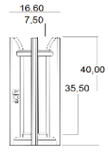	
41R	**Ringclip** 0041R-25-04-0000105	6,2	Spezieller Sonder Clip, bitte fordern Sie ein Muster an. very special customer pin, please order samples					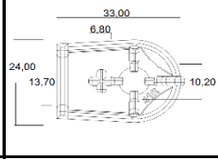	

Pin Nr.:	Artikelnummer	Gewicht in g weight in g	Innenmaß 1 internal dimensions 1	Innenmaß 2 internal dimensions 2	Ausenmaß 1 outer dimension 1	Gesamt Außenmaß total dimension	Bauteil-führung	Bild 1	Bild 2
42R	**Ringclip** 0042R-25-04-0000123	4,3	18,00 mm	13,70 mm	- - -	21,80 mm	55,00 mm	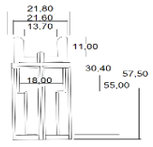	
43R	**Ringclip** 0043R-25-04-0000076	5,9	7,60 mm	- - -	- - -	17,50 mm	65,00 mm	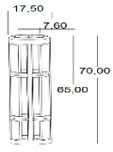	
44R	**Ringclip** 0044R-25-04-0000085	6,7	Spezieller Sonder Clip, bitte fordern Sie ein Muster an. very special customer pin, please order samples					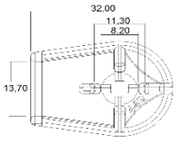	
45R	**Ringclip** 0045R-20-11-0000130	5,6	13,00 mm	- - -	32,25 mm	37,60 mm	26,00 mm	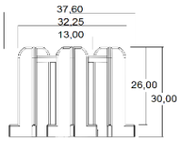	
46R	**Ringclip** 0046R-25-04-0000090	2,1	9,90 mm	5,00 mm	- - -	17,00 mm	27,40 mm	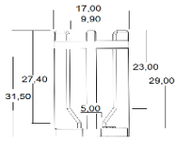	
47R	**Ringclip** 0047R-25-04-0000080	1,7	8,00 mm	- - -	- - -	16,50 mm	35,50 mm	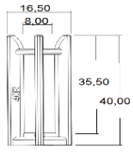	
48R	**Ringclip** 0048R-25-04-0000095	1,5	9,50 mm	- - -	- - -	16,50 mm	45,50 mm	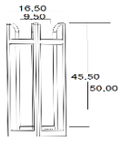	
49R	**Ringclip** 0049R-20-04-0000111	13,2	Spezieller Sonder Clip, bitte fordern Sie ein Muster an. very special customer pin, please order samples					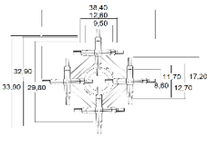	
50R	**Ringclip** 0050R-20-04-0000130	6,7	13,00 mm	14,60 mm	27,80 mm	34,40 mm	34,50 mm	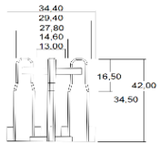	
51R	**Ringclip** 0051R-20-04-0000170	9,9	Spezieller Sonder Clip, bitte fordern Sie ein Muster an. very special customer pin, please order samples					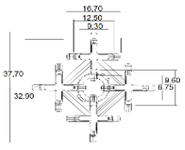	

Pin Nr.:	Artikelnummer	Gewicht in g weight in g	Innenmaß 1 internal dimensions 1	Innenmaß 2 internal dimensions 2	Ausenmaß 1 outer dimension 1	Gesamt Außenmaß total dimension	Bauteil-führung	Bild 1	Bild 2
52R	**Ringclip** 0052R-25-04-0000285	4,8	28,60 mm	- - -	- - -	35,50 mm	30,00 mm		
53R	**Ringclip** 0053R-25-04-0000350	8,6	28,60 mm	30,60 mm	- - -	45,00 mm	37,50 mm	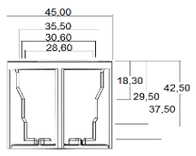	
54R	**Ringclip** 0054R-25-04-0000226	8,4	22,60 mm	- - -	- - -	31,00 mm	70,00 mm	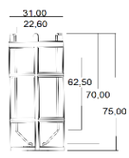	
55R	**Ringclip** 0055R-20-04-0000144	1,8	14,30 mm	- - -	- - -	19,50 mm	10,60 mm	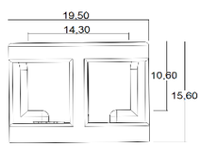	
56R	**Ringclip** 0056R-25-04-0000085	4,2	8,50 mm	- - -	- - -	17,50 mm	39,70 mm		
57R	**Ringclip** 0057R-25-04-0000057	2,4	5,70 mm	- - -	- - -	16,00 mm	25,00 mm	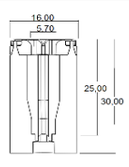	
58R	**Ringclip** 0058R-20-04-0000190	5,3	19,50 mm	- - -	29,60 mm	40,10 mm	33,60 mm,	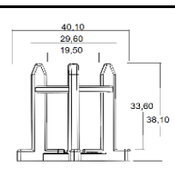	
59R	**Ringclip** 0059R-25-04-0000550	11,6	39,00 mm	50,20 mm	17,80 mm	56,00 mm	55,00 mm	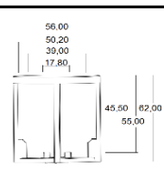	
60R	**Ringclip** 0060R-20-04-0000250	14	25,50 mm	- - -	- - -	39,50 mm	62,50 mm	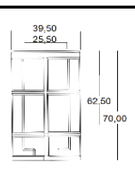	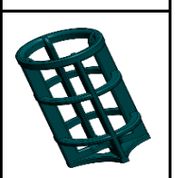
61R	**Ringclip** 0061R-10-01-0000224	6,6	21,10 mm	22,40 mm	16,20 mm	32,00 mm	34,50 mm	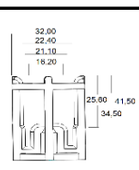	

Pin Nr.:	Artikelnummer	Gewicht in g weight in g	Innenmaß 1 internal dimensions 1	Innenmaß 2 internal dimensions 2	Ausenmaß 1 outer dimension 1	Gesamt Außenmaß total dimension	Bauteil-führung	Bild 1	Bild 2
62R	**Ringclip** 0062R-20-04-0000225	5,1	22,50 mm	- - -	12,90 mm	32,50 mm	22,50 mm	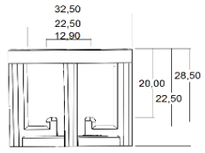	
63R	**Ringclip** 0063R-20-04-0000244	6,7	23,40 mm	24,40 mm	18,40 mm	32,50 mm	34,50 mm	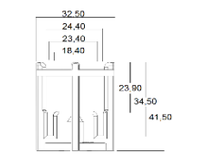	
64R	**Ringclip** 0064R-20-04-0000245	4,5	24,50 mm	- - -	16,50 mm	32,50 mm	22,50 mm	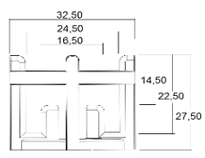	
65R	**Ringclip** 0065R-20-04-0000244	4,5	23,40 mm	24,40 mm	18,40 mm	32,50 mm	34,50 mm	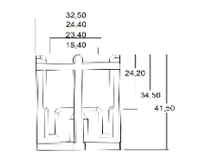	
66R	**Ringclip** 0066R-20-04-0000195	6,4	19,50 mm	- - -	- - -	32,50 mm	38,40 mm	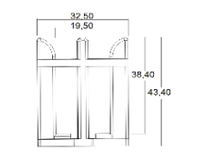	
67R	**Ringclip** 0067R-25-04-0000210	7,8	21,00 mm	- - -	- - -	29,00 mm	60,00 mm	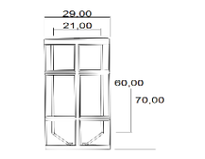	
68R	**Ringclip** 0068R-20-11-0000200	7	Spezieller Sonder Clip, bitte fordern Sie ein Muster an. very special customer pin, please order samples					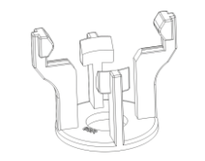	
69R	**Ringclip** 0069R-20-04-0000112	2,9	6,00 mm	11,00 mm	- - -	18,00 mm	37,00 mm	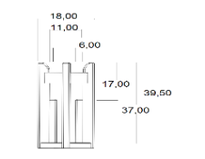	
70R	**Ringclip** 0070R-20-04-0000245	6,6	16,00 mm	24,50 mm	- - -	30,50 mm	49,00 mm	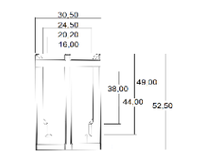	
71R	**Ringclip** 0071R-20-03-0000240	5,6	24,50 mm	- - -	15,40 mm	32,50 mm	24,00 mm	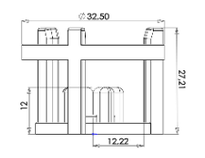	

Pin Nr.:	Artikelnummer	Gewicht in g weight in g	Innenmaß 1 internal dimensions 1	Innenmaß 2 internal dimensions 2	Ausenmaß 1 outer dimension 1	Gesamt Außenmaß total dimension	Bauteil-führung	Bild 1	Bild 2
72R	**Ringclip** 0072R-20-04-0000220	9,2	15,00 mm	22,00 mm	- - -	32,00 mm	50,00 mm	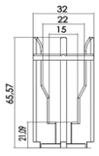	
73R	**Ringclip** 0073R-20-04-0000190	10,8	15,00 mm	19,00 mm	- - -	32,00 mm	52,50 mm		
74R	**Ringclip** 0074R-20-04-0000039	6,2	17,50 mm	- - -	32,30 mm	41,30 mm	20,50 mm	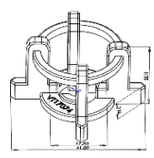	
75R	**Ringclip** 0075R-20-04-0000230	6,4	22,90 mm	24,40 mm	- - -	32,50 mm	40,50 mm	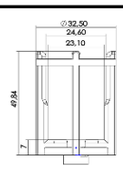	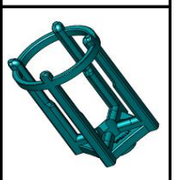
76R	**Ringclip** 0076R-20-04-0000260	16,7	14,50 mm	22,50 mm	- - -	42,50 mm	65,00 mm	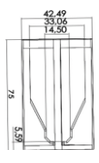	
77R	**Ringclip** 0077R-20-04-0000115	5,2	13,50 mm	16,50 mm	- - -	22,90 mm	66,00 mm		
78R	**Ringclip** 0078R-25-04-0000097	4	9,50 mm	- - -	- - -	17,50 mm	65,00 mm		
79R	**Ringclip** 0079R-25-04-0000350	11,1	33,50 mm	- - -	- - -	47,00 mm	55,00 mm	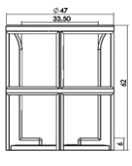	
80R	**Ringclip** 0080R-25-04-0000122	1,9	12,00 mm	14,50 mm	- - -	19,70 mm	15,00 mm	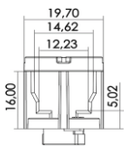	
81R	**Ringclip** 0081R-25-04-0000540	8	5,40 mm	- - -	- - -	17,50 mm	65,00 mm	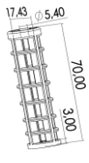	

Pin Nr.:	Artikelnummer	Gewicht in g weight in g	Innenmaß 1 internal dimensions 1	Innenmaß 2 internal dimensions 2	Ausenmaß 1 outer dimension 1	Gesamt Außenmaß total dimension	Bauteil-führung	Bild 1	Bild 2
82R	**Ringclip** 0082R-25-04-0000145	4,8	14,50 mm	15,50 mm	- - -	24,00 mm	41,00 mm	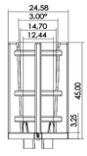	
83R	**Ringclip** 0083R-25-04-0000150	2,5	10,50 mm	- - -	- - -	16,80 mm	32,00 mm	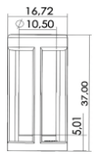	
84R	**Ringclip** 0084R-25-04-0000222	3,3	22,00 mm	- - -	- - -	27,50 mm	45,00 mm	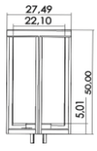	
85R	**Ringclip** 0085R-20-04-0000244	7,2	22,20 mm	24,20 mm	17,20 mm	32,50 mm	34,50 mm	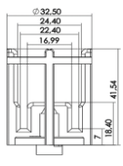	
86R	**Ringclip** 0086R-25-04-0000062	2,2	6,00 mm	8,50 mm	- - -	15,50 mm	21,00 mm	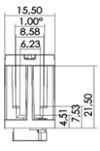	
87R	**Ringclip** 0087R-20-04-0000195	3,8	19,50 mm	- - -	- - -	25,00 mm	42,00 mm	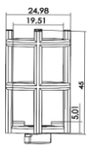	
88R	**Ringclip** 0088R-20-04-0000320	9,2	32,50 mm	- - -	- - -	40,00 mm	40,00 mm	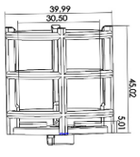	
89R	**Ringclip** 0089R-25-04-0000073	3,3	6,00 mm	7,30 mm	- - -	18,00 mm	41,50 mm	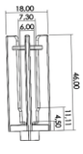	
90R	**Ringclip** 0090R-25-04-0000217	7,8	21,50 mm	- - -	- - -	29,00 mm	63,50 mm		
91R	**Ringclip** 0091R-25-04-0000250	11,9	14,50 mm	23,00 mm	- - -	36,00 mm	55,00 mm	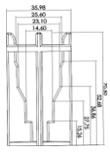	

Pin Nr.:	Artikelnummer	Gewicht in g weight in g	Innenmaß 1 internal dimensions 1	Innenmaß 2 internal dimensions 2	Ausenmaß 1 outer dimension 1	Gesamt Außenmaß total dimension	Bauteil-führung	Bild 1	Bild 2
92R	**Ringclip** 0092R-25-04-0000082	2,7	5,20 mm	8,00 mm	- - -	18,00 mm	25,00 mm	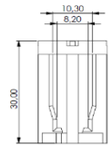	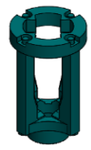
93R	**Ringclip** 0093R-25-04-0000360	10,2	36,00 mm	- - -	- - -	47,00 mm	55,50 mm	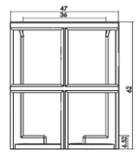	
94R	**Ringclip** 0094R-25-04-0000495	6,7	44,00 mm	49,50 mm	- - -	54,00 mm	23,00 mm	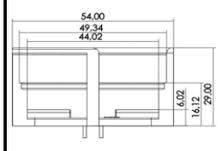	
95R	**Ringclip** 0095R-25-04-0000460	9,2	46,00 mm	- - -	- - -	51,00 mm	55,00 mm	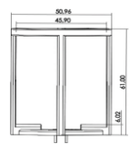	
96R	**Ringclip** 0096R-25-04-0000425		40,00 mm	42,50 mm	- - -	48,00 mm	51,00 mm	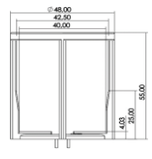	
97R	**Ringclip** 0097R-25-04-0000220	12,3	22,00 mm	31,00 mm	- - -	45,00 mm	53,00 mm	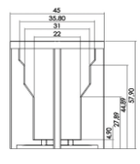	
98R	**Ringclip** 0098R-20-11-0000200	11,7	47,00 mm	- - -	25,50 mm	59,00 mm	31,00 mm	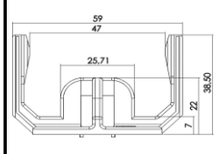	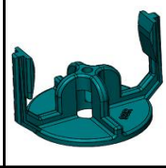
99R	**Ringclip** 0099R-25-04-0000380	7,7	38,00 mm	- - -	- - -	45,00 mm	32,00 mm	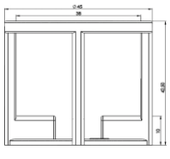	
100R	**Ringclip** 0100R-20-04-0000201	10,3	14,60 mm	16,50 mm	- - -	32,00 mm	58,00 mm	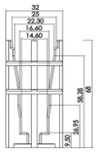	
101R	**Ringclip** 0101R-25-04-0000280	7	28,00 mm	- - -	- - -	48,00 mm	25,00 mm	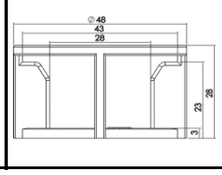	

Pin Nr.:	Artikelnummer	Gewicht in g weight in g	Innenmaß 1 internal dimensions 1	Innenmaß 2 internal dimensions 2	Ausenmaß 1 outer dimension 1	Gesamt Außenmaß total dimension	Bauteil-führung	Bild 1	Bild 2
102R	**Ringclip** 0102R-25-04-0000140	2,6	14,00 mm	- - -	- - -	19,50 mm	55,00 mm		
103R	**Ringclip** 0103R-25-04-0000130	2,6	13,00 mm	- - -	- - -	19,50 mm	45,00 mm		
104R	**Ringclip** 0104R-25-04-0000088	1,5	8,80 mm	- - -	- - -	16,60 mm	30,00 mm	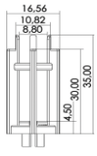	
105R	**Ringclip** 0105R-20-04-0000165	6,2	16,50 mm	- - -	33,20 mm	43,30 mm	18,50 mm	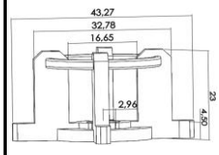	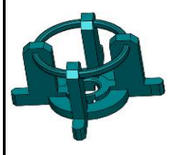
106R	**Ringclip** 0106R-20-04-0000205	6	19,40 mm	20,30 mm	14,50 mm	31,80 mm	29,00 mm	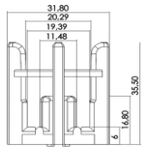	
107R	**Ringclip** 0107R-25-04-0000247	5,6	24,70 mm	- - -	- - -	35,50 mm	28,00 mm	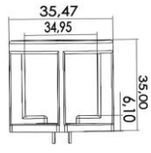	
108R	**Ringclip** 0108R-25-04-0000235	6,1	23,50 mm	- - -	- - -	32,00 mm	48,00 mm	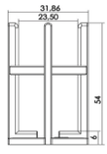	
109R	**Ringclip** 0109R-10-04-0000215	4,9	10,50 mm	21,50 mm	- - -	28,00 mm	29,00 mm	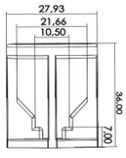	
110R	**Ringclip** 0110R-25-04-0000215	1,7	8,00 mm	21,50 mm	- - -	29,00 mm	63,50 mm		
111R									

Pin Nr.:	Artikelnummer	Gewicht in g weight in g	Innenmaß 1 internal dimensions 1	Innenmaß 2 internal dimensions 2	Ausenmaß 1 outer dimension 1	Gesamt Außenmaß total dimension	Bauteil-führung	Bild 1	Bild 2
112R	**Ringclip** 0112R-25-04-0000206	2,1	10,50 mm	20,50 mm	- - -	29,00 mm	66,00 mm		
113R	**Ringclip** 0113R-25-04-0000073	2,3	7,00 mm	9,00 mm	- - -	15,50 mm	26,00 mm		
114R									
115R	**Ringclip** 0115R-25-04-0000138	9,3	8,50 mm	13,70 mm	- - -	27,20 mm	46,00 mm		
116R	**Ringclip** 0116R-20-04-0000065	2,6	6,40 mm	- - -	- - -	18,00 mm	29,00 mm	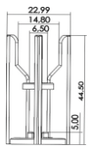	
117R									
118R	**Ringclip** 0118R-20-04-0000065	9,2	16,50 mm	- - -	- - -	29,00 mm	67,00 mm	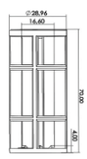	
119R	**Ringclip** 0119R-20-11-0000180	8,1	18,00 mm	- - -	- - -	32,00 mm	27,00 mm	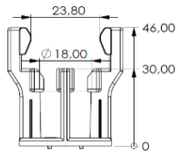	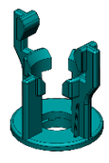
120R	**Ringclip** 0120R-20-11-0000190	7,6	19,00 mm	- - -	- - -	45,50 mm	27,00 mm	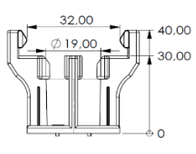	
121R	**Ringclip** 0121R-20-11-0000550	24,2	55,00 mm	27,70 mm	- - -	61,50 mm	53,00 mm	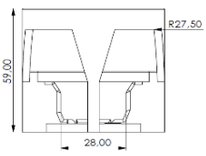	

Pin Nr.:	Artikelnummer	Gewicht in g weight in g	Innenmaß 1 internal dimensions 1	Innenmaß 2 internal dimensions 2	Ausenmaß 1 outer dimension 1	Gesamt Außenmaß total dimension	Bauteil-führung	Bild 1	Bild 2
122R	**Ringclip** 0122R-20-11-0000634	40,2	63,40 mm	38,00 mm	- - -	69,00 mm	71,50mm	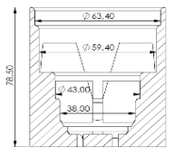	
123R	**Ringclip** 0123R-20-11-0000108	5,4	10,80 mm	6,00 mm	- - -	19,50 mm	60,50 mm	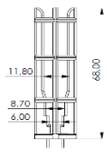	
124R	**Ringclip** 0124R-20-04-0000156	5	15,60 mm	- - -	- - -	31,00 mm	21,00 mm	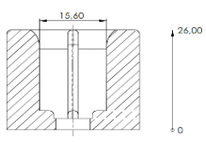	
125R	**Ringclip** 0125R-25-04-0000111	3,7	11,10 mm	- - -	- - -	21,00 mm	25,00 mm	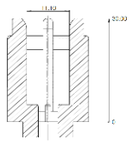	
126R	**Ringclip** 0126R-25-04-0000091	4,5	9,10 mm	- - -	- - -	21,00 mm	31,00 mm	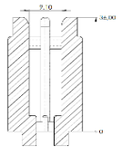	
127R	**Ringclip** 0127R-25-11-0000265	4,7	24,80 mm	20,80 mm	- - -	29,50 mm	30,75 mm	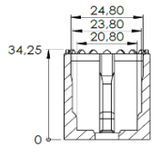	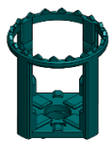
128R	**Ringclip** 0128R-25-11-0000049	4,6	4,90 mm	- - -	- - -	17,50 mm	36,00 mm	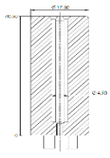	
129R	**Ringclip** 0129R-25-11-0000071	4	7,10 mm	- - -	- - -	17,50 mm	36,00 mm	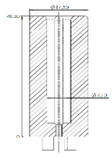	
130R	**Ringclip** 0130R-20-11-0000195	30,7	Spezieller Sonder Clip, bitte fordern Sie ein Muster an. very special customer pin, please order samples					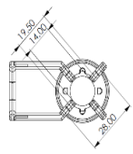	
131R	**Ringclip** 0131R-20-04-0000235	42,4	Spezieller Sonder Clip, bitte fordern Sie ein Muster an. very special customer pin, please order samples					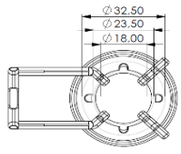	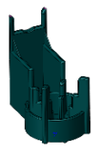

Pin Nr.:	Artikelnummer	Gewicht in g weight in g	Innenmaß 1 internal dimensions 1	Innenmaß 2 internal dimensions 2	Ausenmaß 1 outer dimension 1	Gesamt Außenmaß total dimension	Bauteil-führung	Bild 1	Bild 2
132R	**Ringclip** 0132R-20-04-0000500	10,2	50,00 mm	- - -	- - -	60,00 mm	21,00 mm	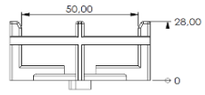	
133R	**Ringclip** 0133R-20-04-0000332	8	33,20 mm	- - -	- - -	43,00 mm	33,30 mm	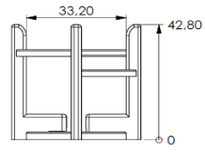	
134R	**Ringclip** 0134R-20-11-0000205	13	22,50 mm	- - -	- - -	34,50 mm	67,00 mm		
135R	**Ringclip** 0135R-20-04-0000085	1,8	8,50 mm	- - -	- - -	24,00 mm	25,50 mm	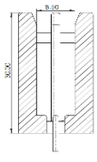	
136R	**Ringclip** 0136R-25-04-0000191	5,1	19,10 mm	- - -	- - -	31,00 mm	31,50 mm	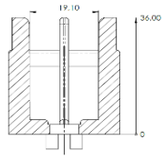	
137R	**Ringclip** 0137R-20-04-0000160	26,2	Spezieller Sonder Clip, bitte fordern Sie ein Muster an. very special customer pin, please order samples					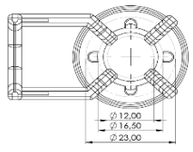	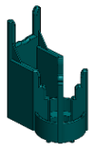
138R	**Ringclip** 0138R-20-04-0000135	20,3	Spezieller Sonder Clip, bitte fordern Sie ein Muster an. very special customer pin, please order samples					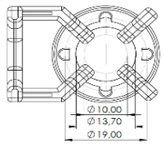	
139R	**Ringclip** 0139R-20-04-0000100	18,9	Spezieller Sonder Clip, bitte fordern Sie ein Muster an. very special customer pin, please order samples					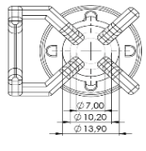	
140R	**Ringclip** 0140R-10-04-0000144	7,7	- - -	- - -	9,00 mm	40,00 mm	21,00 mm	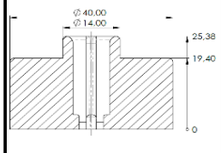	
141R	**Ringclip** 0141R-25-04-0000225	7,2	22,50 mm	- - -	- - -	29,00 mm	62,00 mm	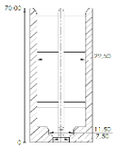	

Pin Nr.:	Artikelnummer	Gewicht in g weight in g	Innenmaß 1 internal dimensions 1	Innenmaß 2 internal dimensions 2	Ausenmaß 1 outer dimension 1	Gesamt Außenmaß total dimension	Bauteil-führung	Bild 1	Bild 2
142R	**Ringclip** 0142R-25-04-0000205	8,4	20,50 mm	- - -	- - -	29,00 mm	57,50 mm	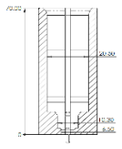	
143R	**Ringclip** 0143R-25-04-0000135	3,9	13,50 mm	- - -	- - -	19,50 mm	65,00 mm	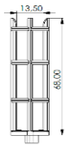	
144R	**Ringclip** 0144R-20-04-0000078	2,4	7,80 mm	- - -	- - -	17,90 mm	28,00 mm	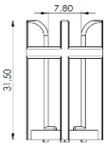	
145R	**Ringclip** 0145R-20-04-0000110	4,8	11,10 mm	- - -	- - -	17,50 mm	65,00 mm	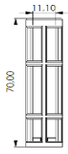	
146R	**Ringclip** 0146R-25-04-0000215	9,8	21,00 mm	7,30 mm	- - -	29,00 mm	67,00 mm	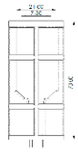	
147R	**Ringclip** 0147R-2-04-0000038	2,3	3,80 mm	- - -	- - -	14,50 mm	19,00 mm		
148R	**Ringclip** 0148R-25-04-0000042	2,2	4,20 mm	- - -	- - -	14,50 mm	20,00 mm	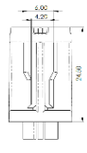	
149R	**Ringclip** 0149R-20-04-0000240	11	23,90 mm	16,50 mm	- - -	36,00 mm	66,00 mm	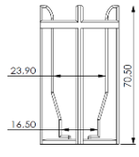	
150R	**Ringclip** 0150R-20-04-0000090	2,6	Spezieller Sonder Clip, bitte fordern Sie ein Muster an. very special customer pin, please order samples					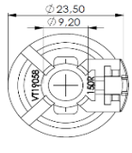	
151R	**Ringclip** 0151R-25-04-0000150	7,4	15,00 mm	11,30 mm	- - -	25,50 mm	62,00 mm	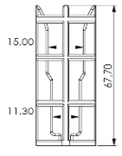	

Pin Nr.:	Artikelnummer	Gewicht in g weight in g	Innenmaß 1 internal dimensions 1	Innenmaß 2 internal dimensions 2	Ausenmaß 1 outer dimension 1	Gesamt Außenmaß total dimension	Bauteil-führung	Bild 1	Bild 2
152R	**Ringclip** 0152R-20-04-0000275	8,3	27,50 mm	- - -	- - -	35,00 mm	64,00 mm	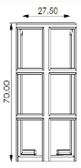	
153R	**Ringclip** 0153R-20-03-0000188	5,5	18,00 mm	- - -	- - -	26,50 mm	49,00 mm	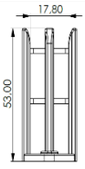	
154R	**Ringclip** 0154R-20-03-0000118	6,6	11,80 mm	11,20 mm	- - -	24,30 mm	59,00 mm	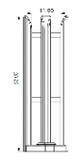	
155R	**Ringclip** 0155R-20-04-0000102	2,2	10,20mm	- - -	- - -	18,00 mm	28,00 mm	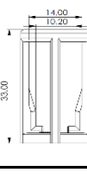	
156R	**Ringclip** 0156R-20-04-0000250	17,1	25,00 mm	24,60 mm	- - -	38,00 mm	65,00 mm		
157R	**Ringclip** 0157R-20-04-0000267	15,9	26,70 mm	- - -	- - -	38,00 mm	65,00 mm	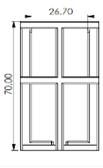	
158R	**Ringclip** 0158R-20-04-0000325	18,2	32,50 mm	24,00 mm	- - -	44,00 mm	65,00 mm	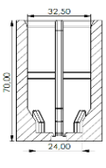	
159R	**Ringclip** 0159R-20-04-0000287	21,1	28,70 mm	24,00 mm	- - -	44,00 mm	65,00 mm	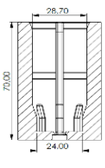	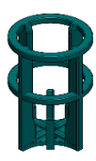
160R	**Ringclip** 0160R-20-04-0000247	17,5	28,00 mm	24,00 mm	- - -	38,00 mm	65,00 mm	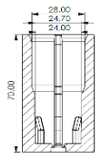	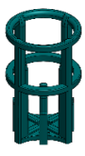
161R	**Ringclip** 0161R-25-04-0000320	4,7	33,00 mm	- - -	- - -	40,00 mm	17,00 mm	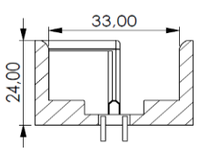	

Pin Nr.:	Artikelnummer	Gewicht in g weight in g	Innenmaß 1 internal dimensions 1	Innenmaß 2 internal dimensions 2	Ausenmaß 1 outer dimension 1	Gesamt Außenmaß total dimension	Bauteil-führung	Bild 1	Bild 2
162R	**Ringclip** 0162R-25-04-0000297	8,2	30,40 mm	23,35 mm	- - -	35,00 mm	65,00 mm	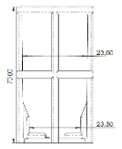	
163R	**Ringclip** 0163R-25-04-0000357	9,5	36,40 mm	27,35 mm	- - -	41,00 mm	65,00 mm	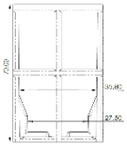	
164R	**Ringclip** 0164R-20-04-0000067	2,3	6,70 mm	- - -	- - -	16,00 mm	24,00 mm	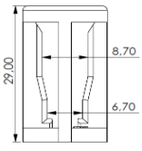	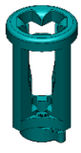
165R	**Ringclip** 0165R-20-04-0000077	2,1	7,70 mm	- - -	- - -	16,00 mm	24,00 mm	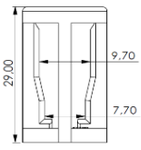	
166R	**Ringclip** 0166R-25-04-0000152	3,8	15,20 mm	- - -	- - -	19,50 mm	63,00 mm	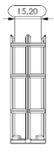	
167R	**Ringclip** 0167R-25-04-0000112	3,3	11,20 mm	- - -	- - -	16,80 mm	32,50 mm		
168R	**Ringclip** 0168R-20-04-0000341	8,2	34,10 mm	- - -	- - -	43,90 mm	33,30 mm		
169R	**Ringclip** 0169R-20-04-0000163	4,9	16,30 mm	- - -	- - -	27,00 mm	39,00 mm		
170R	**Ringclip** 0170R-25-04-0000340	9	30,50 mm	28,00 mm	- - -	44,00 mm	58,00 mm		
171R	**Ringclip** 0171R-25-04-0000162	10,3	16,20 mm	- - -	- - -	29,00 mm	66,00 mm		

Pin Nr.:	Artikelnummer	Gewicht in g weight in g	Innenmaß 1 internal dimensions 1	Innenmaß 2 internal dimensions 2	Ausenmaß 1 outer dimension 1	Gesamt Außenmaß total dimension	Bauteil-führung	Bild 1	Bild 2
172R	**Ringclip** 0172R-20-04-0000266	5,1	22,60 mm	- - -	- - -	28,00 mm	60,00 mm		
173R	**Ringclip** 0173R-20-04-0000325	19,8	32,50 mm	24,50 mm	- - -	44,00 mm	63,50 mm	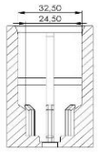	
174R	**Ringclip** 0174R-20-11-0000202	9	Spezieller Sonder Clip, bitte fordern Sie ein Muster an. very special customer pin, please order samples						
175R	**Ringclip** 0175R-20-04-0000110	4,4	13,00 mm	11,10 mm	- - -	17,50 mm	65,00 mm		
176R	**Ringclip** 0176R-25-04-0000370	9,8	37,00 mm	- - -	- - -	47,00 mm	56,00 mm		
177R	**Ringclip** 0177R-25-04-0000169	6,3	16,90 mm	- - -	- - -	24,90 mm	50,00 mm	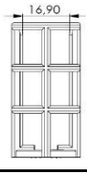	
178R	**Ringclip** 0178R-20-04-0000090	16,9	Spezieller Sonder Clip, bitte fordern Sie ein Muster an. very special customer pin, please order samples					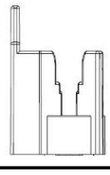	
179R	**Ringclip** 0179R-20-04-0000126	3,8	17,80 mm	11,00 mm	- - -	24,00 mm	22,00 mm	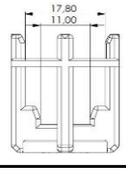	
180R	**Ringclip** 0180R-20-04-0000084	2,7	8,40 mm	- - -	- - -	19,50 mm	18,40 mm	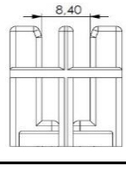	
181R	**Ringclip** 0181R-20-04-0000100	3,2	11,80 mm	10,00 mm	- - -	18,00 mm	25,25 mm	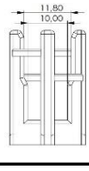	

Pin Nr.:	Artikelnummer	Gewicht in g weight in g	Innenmaß 1 internal dimensions 1	Innenmaß 2 internal dimensions 2	Ausenmaß 1 outer dimension 1	Gesamt Außenmaß total dimension	Bauteil-führung	Bild 1	Bild 2
182R	**Ringclip** 0182R-20-04-0000040	4,3	4,00 mm	- - -	- - -	18,00 mm	21,50 mm	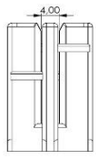	
183R	**Ringclip** 0183R-20-04-0000112	3,3	11,20 mm	- - -	- - -	27,00 mm	12,00 mm	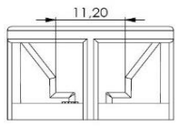	
184R	**Ringclip** 0184R-20-04-0000092	3,6	9,20 mm	- - -	- - -	27,00 mm	12,00 mm	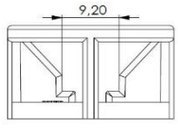	
185R	**Ringclip** 0185R-25-04-0000205	5,3	20,50 mm	- - -	- - -	29,00 mm	37,00 mm	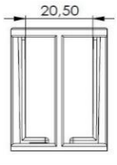	
186R	**Ringclip** 0186R-20-11-0000190	8,2	Spezieller Sonder Clip, bitte fordern Sie ein Muster an. very special customer pin, please order samples					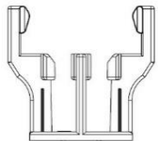	
187R	**Ringclip** 0187R-20-04-0000620	2,5	6,45 mm	4,75 mm	- - -	14,00 mm	35,00 mm		
188R	**Ringclip** 0188R-20-04-0000720	2,3	7,45 mm	5,35 mm	- - -	14,00 mm	35,00 mm		
189R	**Ringclip** 0189R-20-04-0000226	11	Spezieller Sonder Clip, bitte fordern Sie ein Muster an. very special customer pin, please order samples						
190R	**Ringclip** 0190R-20-04-0000300	17,7	Spezieller Sonder Clip, bitte fordern Sie ein Muster an. very special customer pin, please order samples					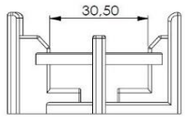	
191R	**Ringclip** 0191R-25-04-0000390	9,9	34,00 mm	20,00 mm	- - -	45,00 mm	40,50 mm	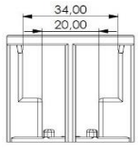	

Pin Nr.:	Artikelnummer	Gewicht in g weight in g	Innenmaß 1 internal dimensions 1	Innenmaß 2 internal dimensions 2	Ausenmaß 1 outer dimension 1	Gesamt Außenmaß total dimension	Bauteil-führung	Bild 1	Bild 2
192R									
193R									
194R									
195R									
196R	**Ringclip** 0196R-20-04-0000111	2,2	11,10 mm	6,10 mm	- - -	18,00 mm	16,00 mm	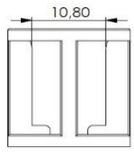	
197R	**Ringclip** 0197R-20-04-0000114	2,2	11,50 mm	4,50 mm	- - -	18,00 mm	11,50 mm	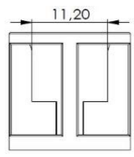	
198R	**Ringclip** 0198R-20-04-0000133	2,3	13,30 mm	12,50 mm	- - -	19,00 mm	21,50 mm	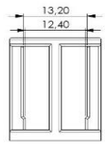	
199R	**Ringclip** 0199R-25-04-0000245	3,5	24,50 mm	- - -	- - -	33,00 mm	12,50 mm	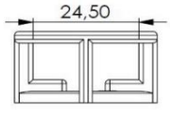	
200R	**Ringclip** 0200R-20-04-0000266	6	26,55 mm	- - -	- - -	35,60 mm	29,50 mm		
201R									

Pin Nr.:	Artikelnummer	Gewicht in g weight in g	Innenmaß 1 internal dimensions 1	Innenmaß 2 internal dimensions 2	Ausenmaß 1 outer dimension 1	Gesamt Außenmaß total dimension	Bauteil-führung	Bild 1	Bild 2
202R									
203R									
204R									
205R									
206R									
207R									
208R									
209R									
210R									
211R									